



# PARTS CATALOG

# Robin

## Generator

Model

# ***RGD5000***

 **FUJI HEAVY INDUSTRIES LTD.**

ISSUE EMD-GP0617







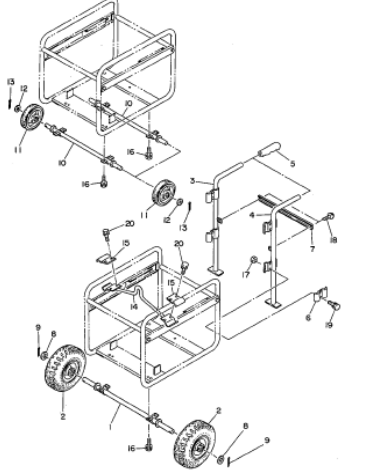
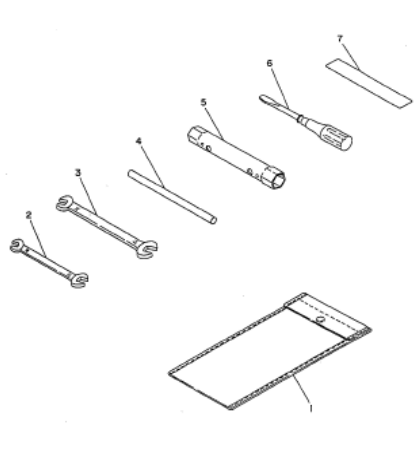
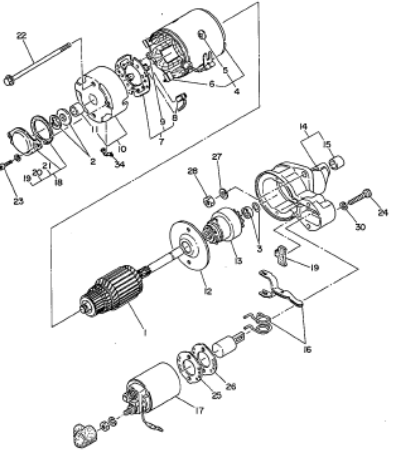
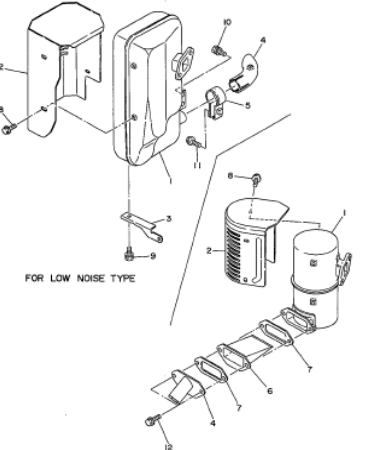
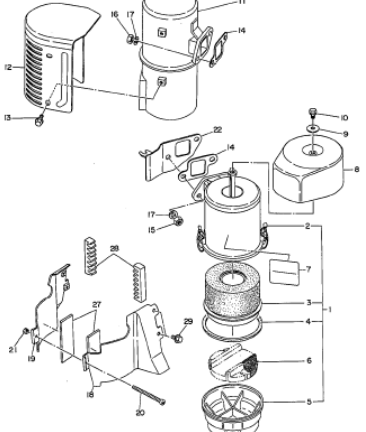
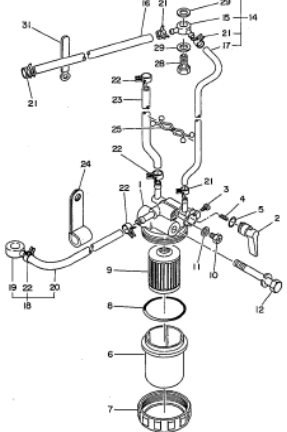
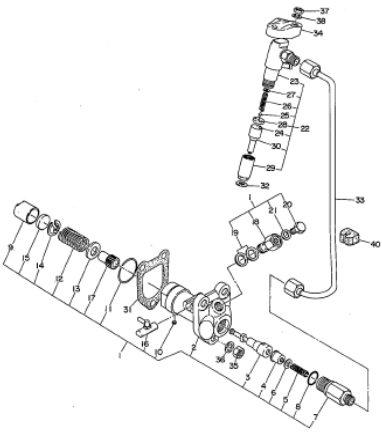
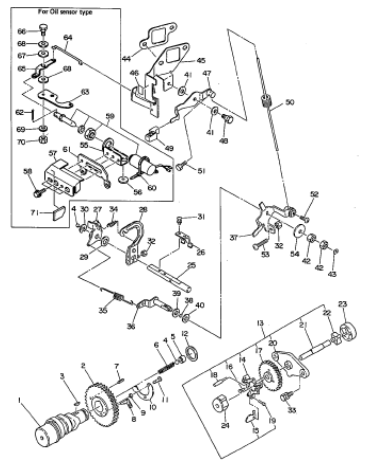
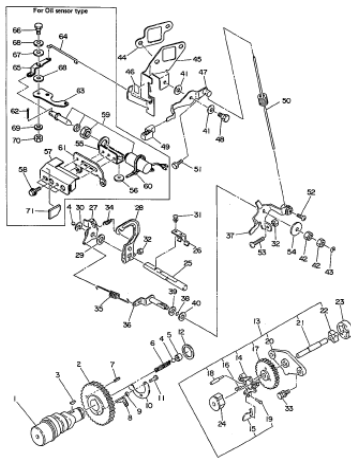
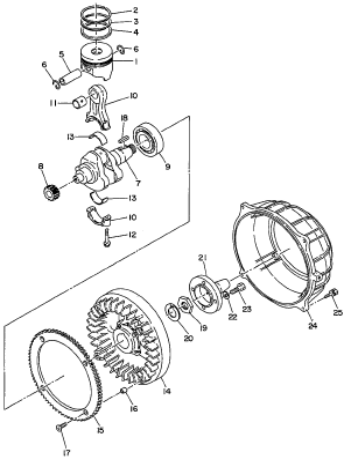
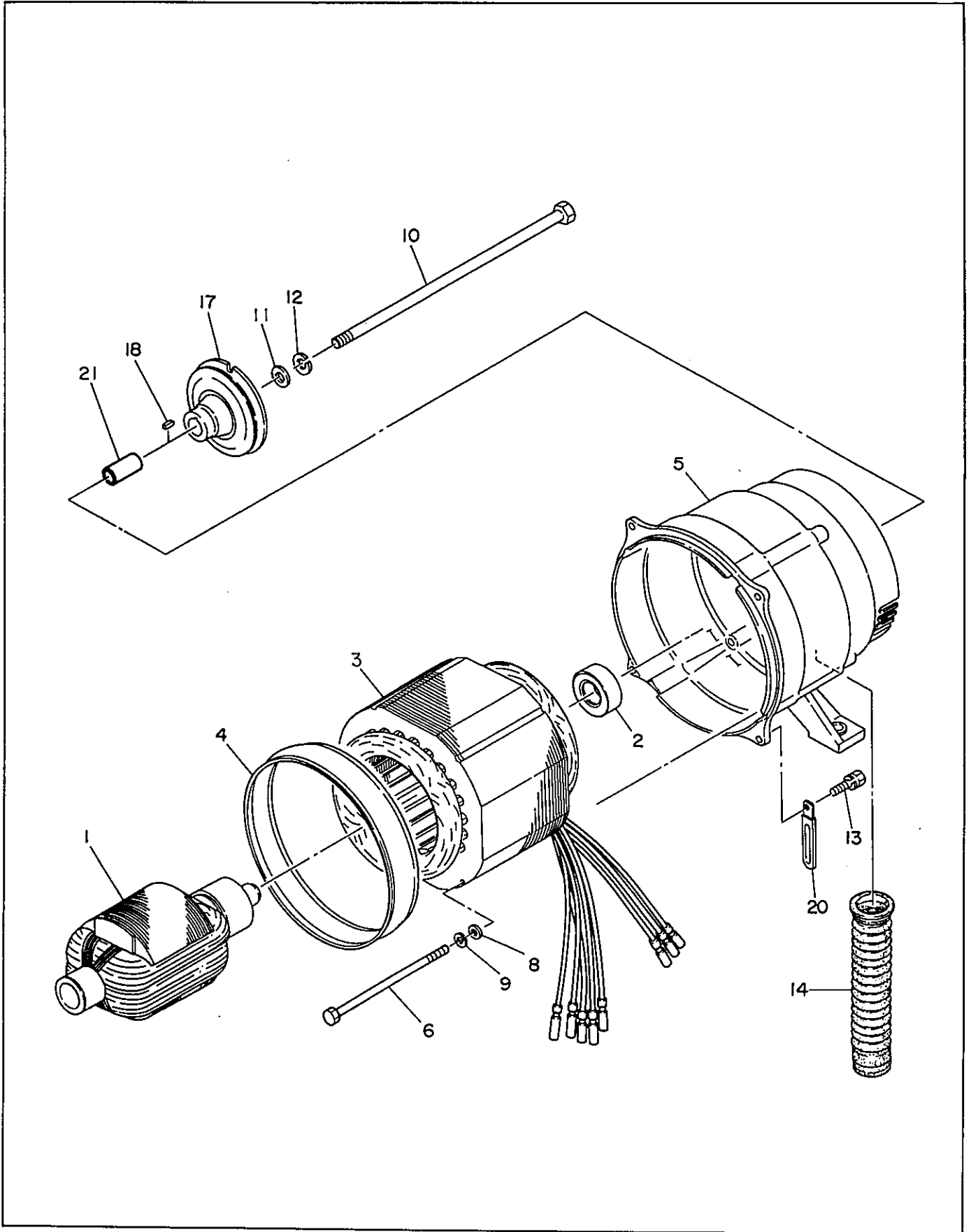
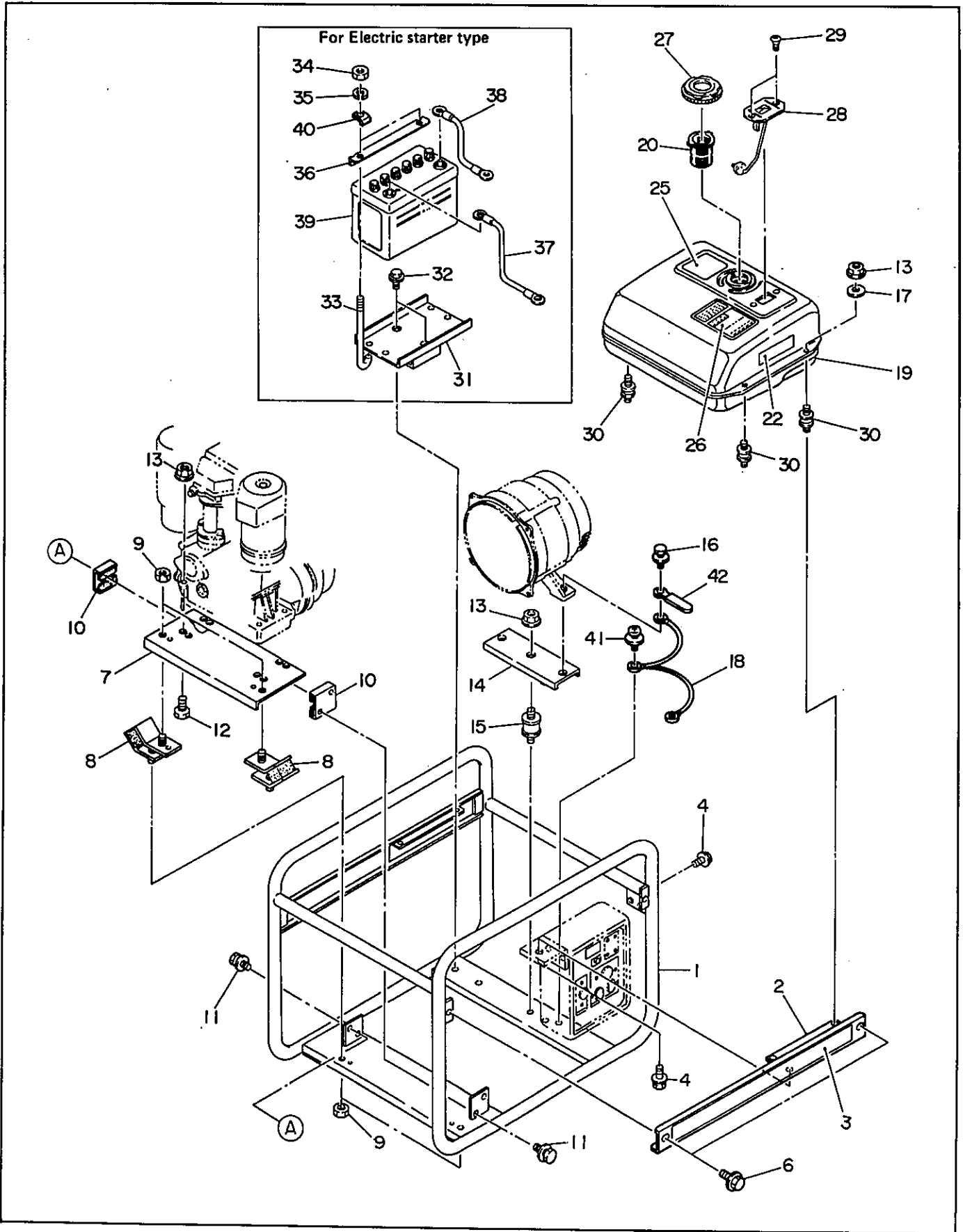


FIG. 1 GENERATOR





**FIG. 2 PIPE FRAME and FUEL TANK**



**FIG. 2 PIPE FRAME and FUEL TANK**

Interchangeability

Ref. No.	Parts Number	Description	Q'ty	Execution
1	386-56064-08	PIPE FRAME, compl.	1	
1	386-56079-08	PIPE FRAME, compl. For U.S.A.	1	
* 2	386-58583-08	SIDE PLATE, compl. Includes item 3	1	
* 2	385-58587-08	SIDE PLATE, compl. For U.S.A. Includes item 3	1	
3	386-59177-08	LABEL (RGD5000)	1	
3	386-59237-08	LABEL (RGD5000) For U.S.A.	1	
4	011-00600-80	BOLT and WASHER ASS' Y	3	
6	359-59933-08	FLANGE BOLT	2	
7	385-54826-08	ENGINE BASE, compl.	1	
8	228-15023-03	VIBRATION ISOLATOR	2	
9	002-27100-00	NUT	4	
10	228-15024-03	STOPPER	2	
11	001-11081-20	BOLT and WASHER ASS' Y	4	
12	001-66085-00	BOLT	4	
13	002-37080-00	FLANGE NUT	9	
14	385-54827-08	GENERATOR BASE, compl.	1	
14	385-54830-08	GENERATOR BASE, compl. For U.S.A.	1	
15	385-57053-08	RUBBER MOUNT	1	
16	001-13082-50	BOLT and WASHER ASS' Y	2	
17	003-10080-00	WASHER	4	
18	385-54399-08	EARTH CORD	1	
19	231-60202-01	FUEL TANK, compl.	1	
20	064-13600-10	FUEL FILTER	1	
21	391-94001-03	LABEL, brushless	1	
25	356-59020-08	LABEL, fuel only	1	
25	385-59248-08	LABEL, fuel only For FRANCE	1	
26	385-59137-08	LABEL, caution	1	
26	385-59247-08	LABEL, caution For FRANCE	1	
27	043-04300-15	FUEL TANK CAP, compl.	1	
28	064-80007-00	FUEL GAUGE, compl.	1	
29	014-50500-40	SCREW, counter head	2	
30	356-57045-08	RUBBER VIBRATION ISOLATOR	4	
31	385-54828-08	BATTERY BASE For Electric starter type	1	
31	385-54831-08	BATTERY BASE For U.S.A., Electric starter type	1	
32	011-00600-20	FLANGE BOLT For Electric starter type	2	
33	356-54316-08	BATTERY BOLT For Electric starter type	2	
34	002-17060-00	NUT For Electric starter type	2	
35	003-20060-00	SPRING WASHER For Electric starter type	2	
36	385-54382-08	BATTERY ANGLE For Electric starter type	1	

When ordering parts : Always give the Model, Specification and Serial Number of Generator.

**FIG. 2 PIPE FRAME and FUEL TANK**

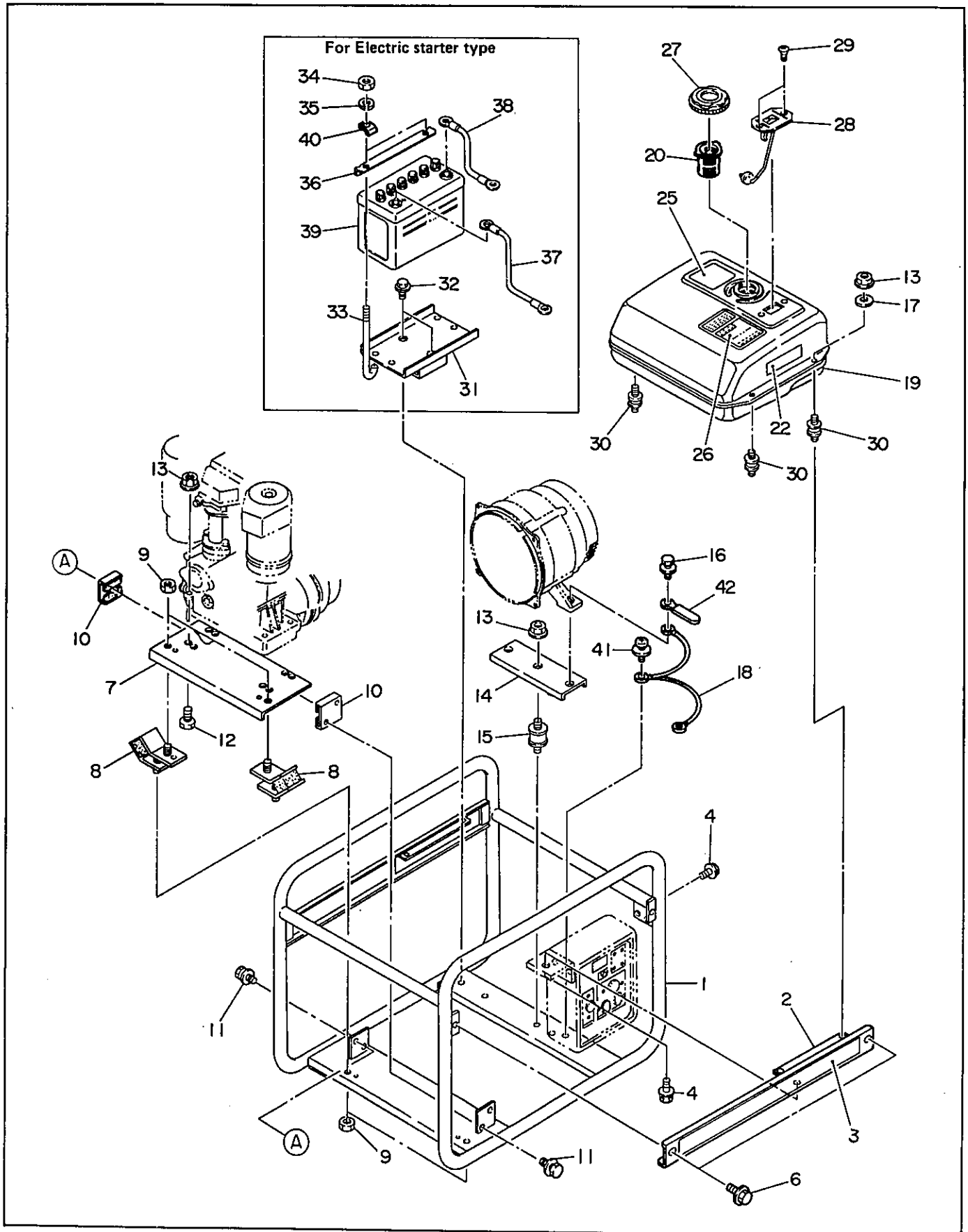
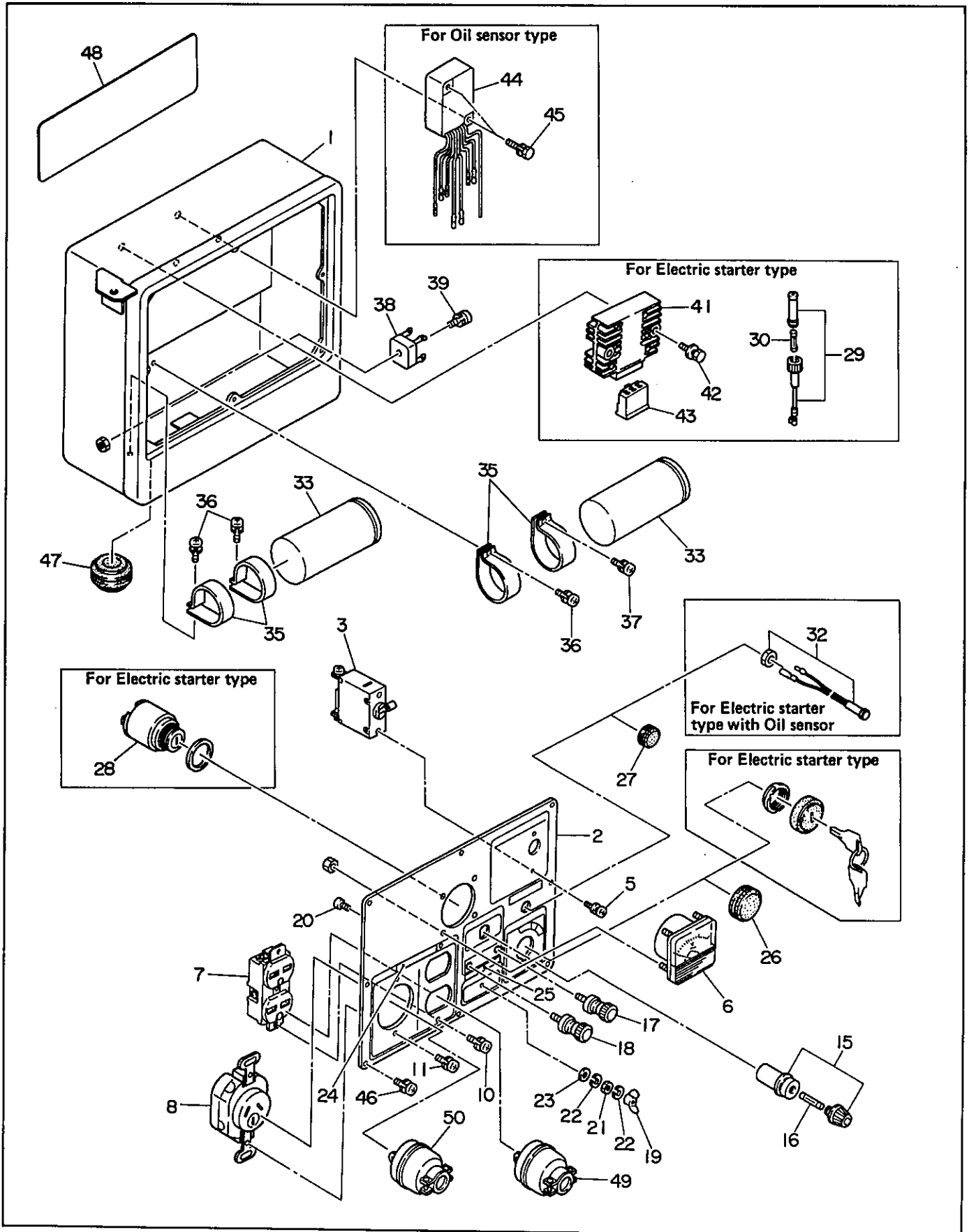




FIG. 3-1 CONTROL BOX (220V, 240V)



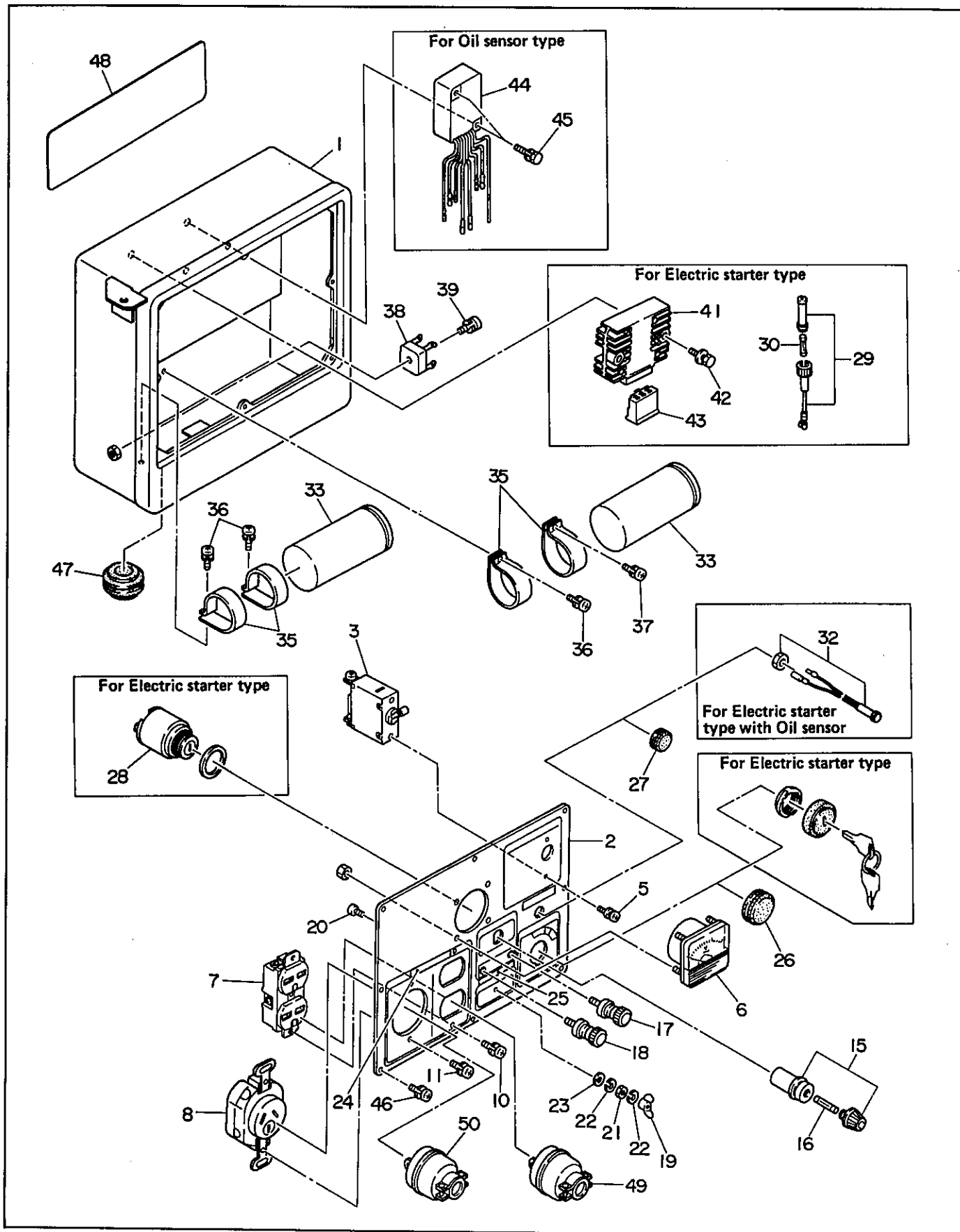
**FIG. 3-1 CONTROL BOX (220V, 240V)**

Interchangeability

Ref. No.	Parts Number	Description	Q'ty	Execution
* 1	386-40599-08	CONTROL BOX ASS' Y For 220V Includes items 2 thru 23, 25 thru 27, 33 thru 40 and 46	1	
* 1	386-40726-08	CONTROL BOX ASS' Y For 220V, Electric starter type Includes items 2 thru 23,25,27 thru 30, 33 thru 43, 46, 47	1	
* 1	386-40727-08	CONTROL BOX ASS' Y For 220V, Oil sensor type Includes items 2 thru 23,25 thru 27,33 thru 40, 44 thru 47	1	
* 1	386-40728-08	CONTROL BOX ASS' Y For 220V, Electric starter type with Oil sensor Includes items 2 thru 23, 25 and 28 thru 47	1	
* 1	386-40600-08	CONTROL BOX ASS' Y For 50Hz-240V Includes items 2 thru 23, 25 thru 27, 33 thru 40 and 46	1	
* 1	386-40729-08	CONTROL BOX ASS' Y For 50Hz-240V, Electric starter type Includes items 2 thru 25,27 thru 30, 33 thru 43, 46 and 47	1	
* 1	386-40730-08	CONTROL BOX ASS' Y For 50Hz-240V, Oil sensor type Includes items 2 thru 27, 33 thru 40 and 44 thru 47	1	
* 1	386-40731-08	CONTROL BOX ASS' Y For 50Hz-240V, Electric starter type with Oil sensor Includes items 3 thru 25 and 28 thru 47	1	
1	386-43086-08	CONTROL BOX	1	
1	386-43096-08	CONTROL BOX For Electric starter type, Oil sensor type For Electric starter type with Oil sensor	1	
* 2	386-41427-08	CONTROL PANEL A ASS' Y For 220V Includes items 3 thru 23 and 25 thru 27	1	
* 2	386-41752-08	CONTROL PANEL A ASS' Y For 220V, Electric starter type Includes items 3 thru 23, 25, 27 and 28	1	
* 2	386-41427-08	CONTROL PANEL A ASS' Y For 220V, Oil sensor type Includes items 3 thru 23, 25 thru 27	1	
* 2	386-41753-08	CONTROL PANEL A ASS' Y For 50Hz-220V, Electric starter type with Oil sensor Includes items 3 thru 23, 25 and 28 thru 32	1	
* 2	386-41428-08	CONTROL PANEL A ASS' Y For 50Hz-240V Includes items 3 thru 27	1	

When ordering parts ; Always give the Model, Specification and Serial Number of Generator.

**FIG. 3-1 CONTROL BOX (220V, 240V)**



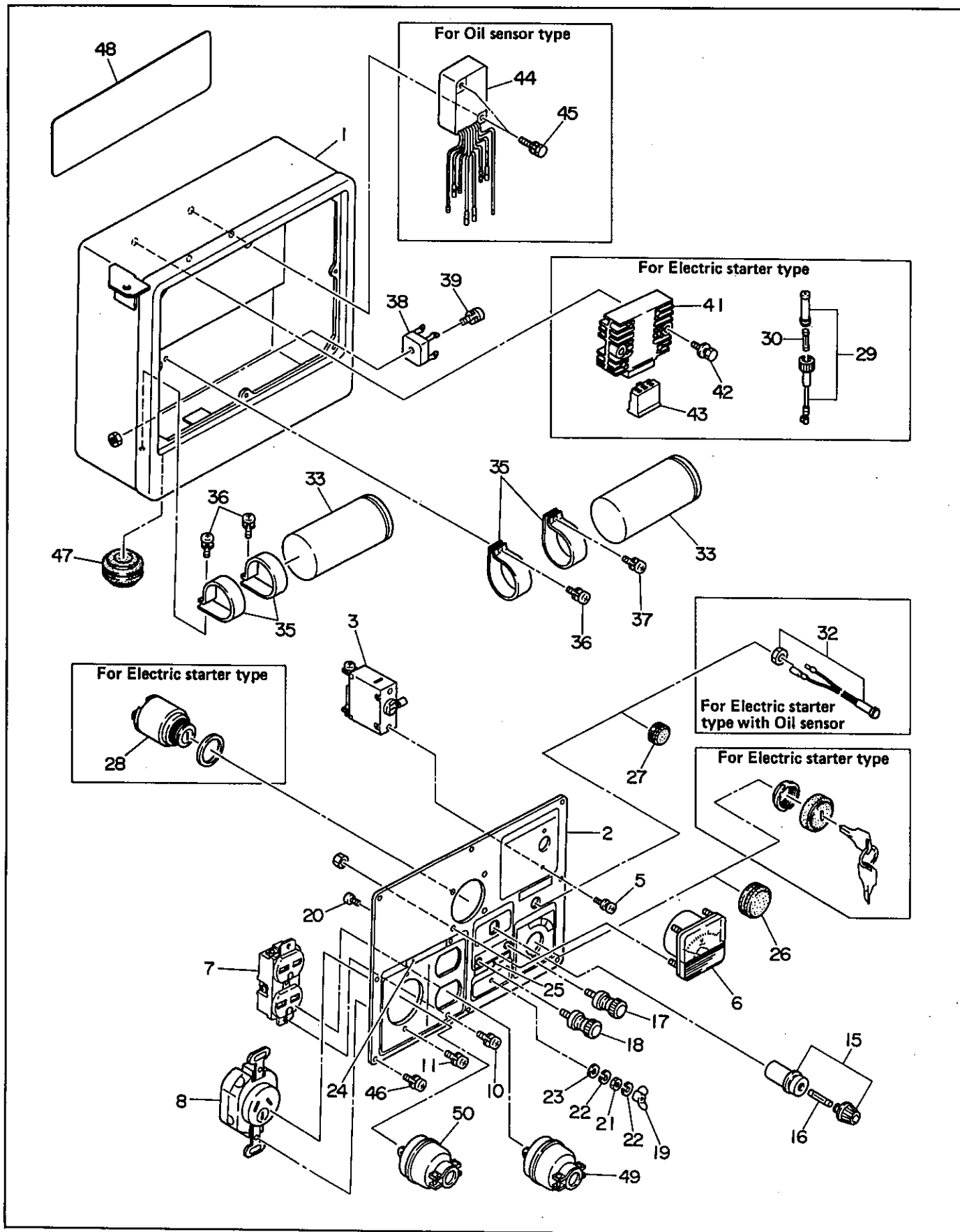
**FIG. 3-1 CONTROL BOX (220V, 240V)**

Interchangeability

Ref. No.	Parts Number	Description	Q'ty	Execution
* 2	386-41754-08	CONTROL PANEL A ASS' Y For 50Hz-240V, Electric starter type Includes items 3 thru 25 and 27 thru 30	1	
* 2	386-41428-08	CONTROL PANEL A ASS' Y For 50Hz-240V, Oil sensor type Includes items 3 thru 27	1	
* 2	386-41755-08	CONTROL PANEL A ASS' Y For 50Hz-240V, Electric starter type with Oil sensor Includes items 3 thru 25 and 28 thru 32	1	
2	386-43492-08	CONTROL PANEL A For 220V	1	
* 2	386-43493-08	CONTROL PANEL A For 240V Includes item 24	1	
3	386-45652-08	NO-FUSE BREAKER (20A) For 220V	1	
3	390-45658-08	NO-FUSE BREAKER (18A) For 240V	1	
5	004-35030-60	SCREW and WASHER ASS' Y	2	
6	320-75112-08	AC VOLTMETER (300V)	1	
7	378-45736-08	AC RECEPTACLE (250V-15A)	1	
8	355-45704-08	AC RECEPTACLE (250V-20A)	1	
10	004-35041-00	SCREW and WASHER ASS' Y	2	
11	379-49933-08	SCREW and WASHER ASS' Y	2	
15	320-59855-08	FUSE HOLDER (DC)	1	
16	320-59860-08	FUSE (10A)	1	
17	363-45701-08	TERMINAL BOLT (Color: RED)	1	
18	363-45700-08	TERMINAL BOLT (Color: BLACK)	1	
19	353-49901-08	WING NUT	1	
20	356-49907-08	SCREW	1	
21	353-49902-08	NUT	1	
22	332-00050-08	SPRING WASHER	2	
23	353-49903-08	WASHER	1	
24	353-49035-08	LABEL (AC 240V)	1	
25	363-49091-08	LABEL (DC BATTERY CHARGE ONLY)	1	
26	389-47552-08	GROMMET	1	
27	355-57509-08	GROMMET	1	
28	066-00002-50	SWITCH For Electric starter type	1	
29	385-45517-08	FUSE HOLDER For Electric starter type	1	
30	385-45518-08	FUSE (15A) For Electric starter type	1	
32	351-45302-08	LAMP, warning For Electric starter type with Oil sensor	1	
33	386-47544-08	CONDENSER (30 $\mu$ F)	2	
35	380-47531-08	CONDENSER BRACKET	4	
36	004-35041-00	SCREW and WASHER ASS' Y	3	

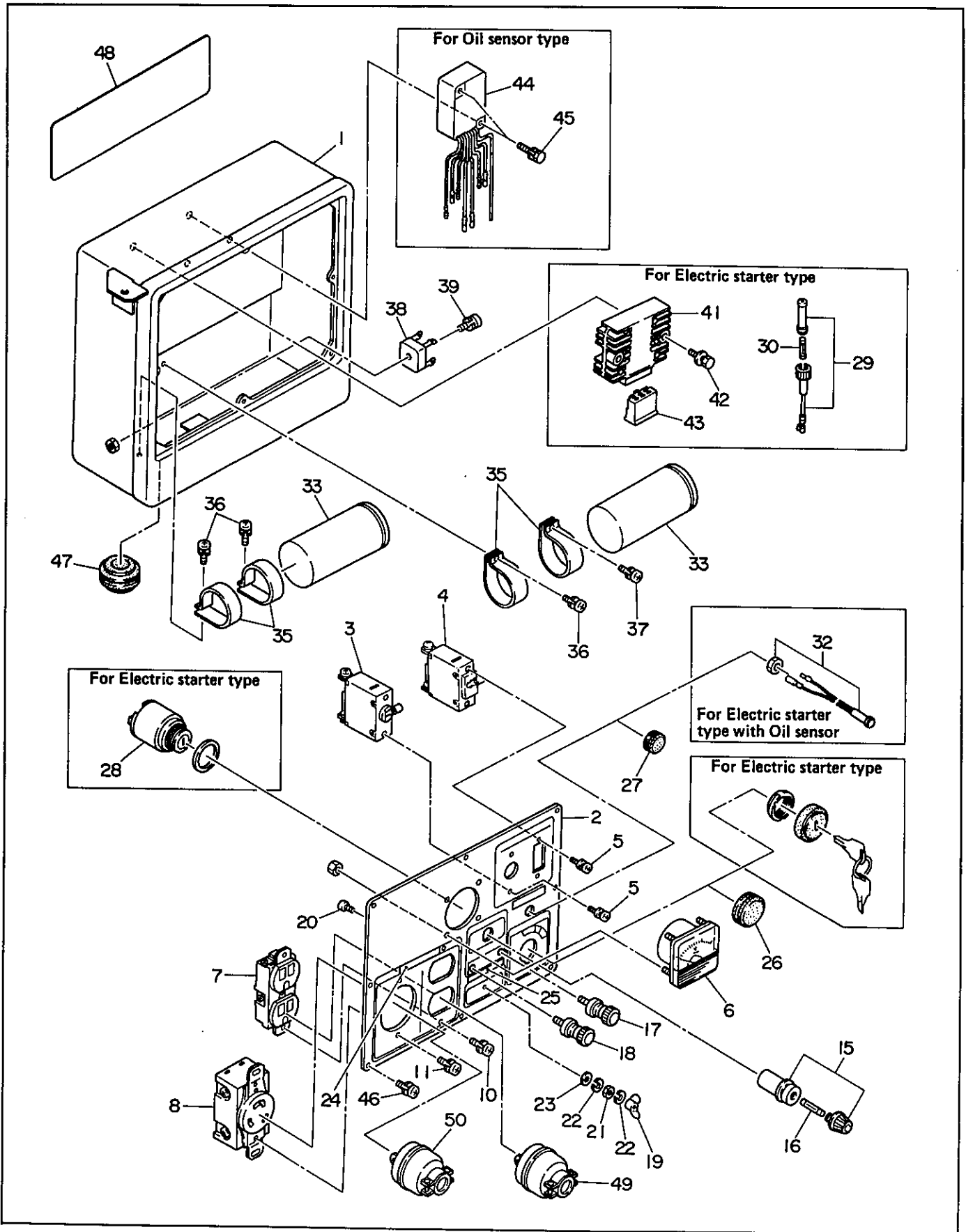
When ordering parts ; Always give the Model, Specification and Serial Number of Generator.

**FIG. 3-1 CONTROL BOX (220V, 240V)**





**FIG. 3-2 CONTROL BOX (110V, 120V)**



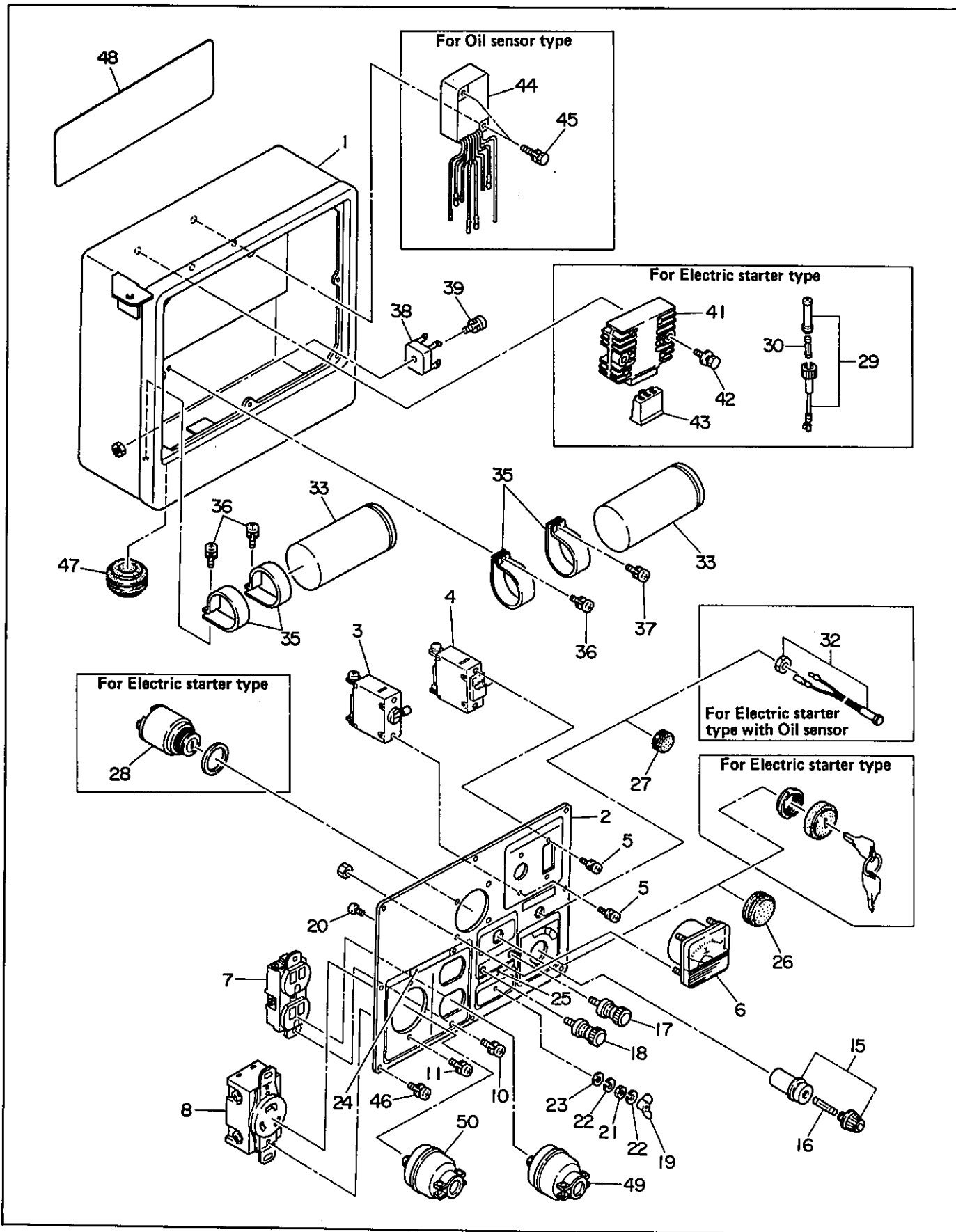
**FIG. 3-2 CONTROL BOX (110V, 120V)**

Interchangeability

Ref. No.	Parts Number	Description	Q'ty	Execution
* 1	386-40601-08	CONTROL BOX ASS' Y For 50Hz-110V Includes items 2 thru 23, 25 thru 27, 33 thru 40 and 46	1	
* 1	386-40732-08	CONTROL BOX ASS' Y For 50Hz-110V, Electric starter type Includes items 2 thru 23,25,27 thru 30, 33 thru 43, 46, 47	1	
* 1	386-40733-08	CONTROL BOX ASS' Y For 50Hz-110V, Oil sensor type Includes items 2 thru 23,25 thru 27,33 thru 40, 44 thru 47	1	
* 1	386-40734-08	CONTROL BOX ASS' Y For 50Hz-110V, Electric starter type with Oil sensor Includes items 2 thru 23, 25 and 28 thru 47	1	
* 1	386-40735-08	CONTROL BOX ASS' Y For 60Hz-110V Includes items 2 thru 23, 25 thru 27, 33 thru 40 and 46	1	
* 1	386-40736-08	CONTROL BOX ASS' Y For 60Hz-110V, Electric starter type Includes items 2 thru 23,25,27 thru 30, 33 thru 43, 46, 47	1	
* 1	386-40737-08	CONTROL BOX ASS' Y For 60Hz-110V, Oil sensor type Includes items 2 thru 23,25, 26, 31 thru 40 and 44 thru 47	1	
* 1	386-40738-08	CONTROL BOX ASS' Y For 60Hz-110V, Electric starter type with Oil sensor Includes items 2 thru 23, 25 and 28 thru 47	1	
* 1	386-40604-08	CONTROL BOX ASS' Y For 60Hz-120V Includes items 2 thru 23, 25 thru 27, 33 thru 40 and 46	1	
* 1	386-40739-08	CONTROL BOX ASS' Y For 60Hz-120V, Electric starter type Includes items 2 thru 23,25,27 thru 30, 33 thru 43, 46, 47	1	
* 1	386-40740-08	CONTROL BOX ASS' Y For 60Hz-120V, Oil sensor type Includes items 2 thru 27, 33 thru 40 and 44 thru 47	1	
* 1	386-40741-08	CONTROL BOX ASS' Y For 60Hz-120V, Electric starter type with Oil sensor Includes items 2 thru 25 and 28 thru 47	1	
1	386-43086-08	CONTROL BOX	1	
1	386-43096-08	CONTROL BOX For Electric starter type, Oil sensor type For Electric starter type with Oil sensor	1	
* 2	386-41429-08	CONTROL PANEL A ASS' Y For 50Hz-110V Includes items 3 thru 23 and 25 thru 27	1	

When ordering parts ; Always give the Model, Specification and Serial Number of Generator.

**FIG. 3-2 CONTROL BOX (110V, 120V)**



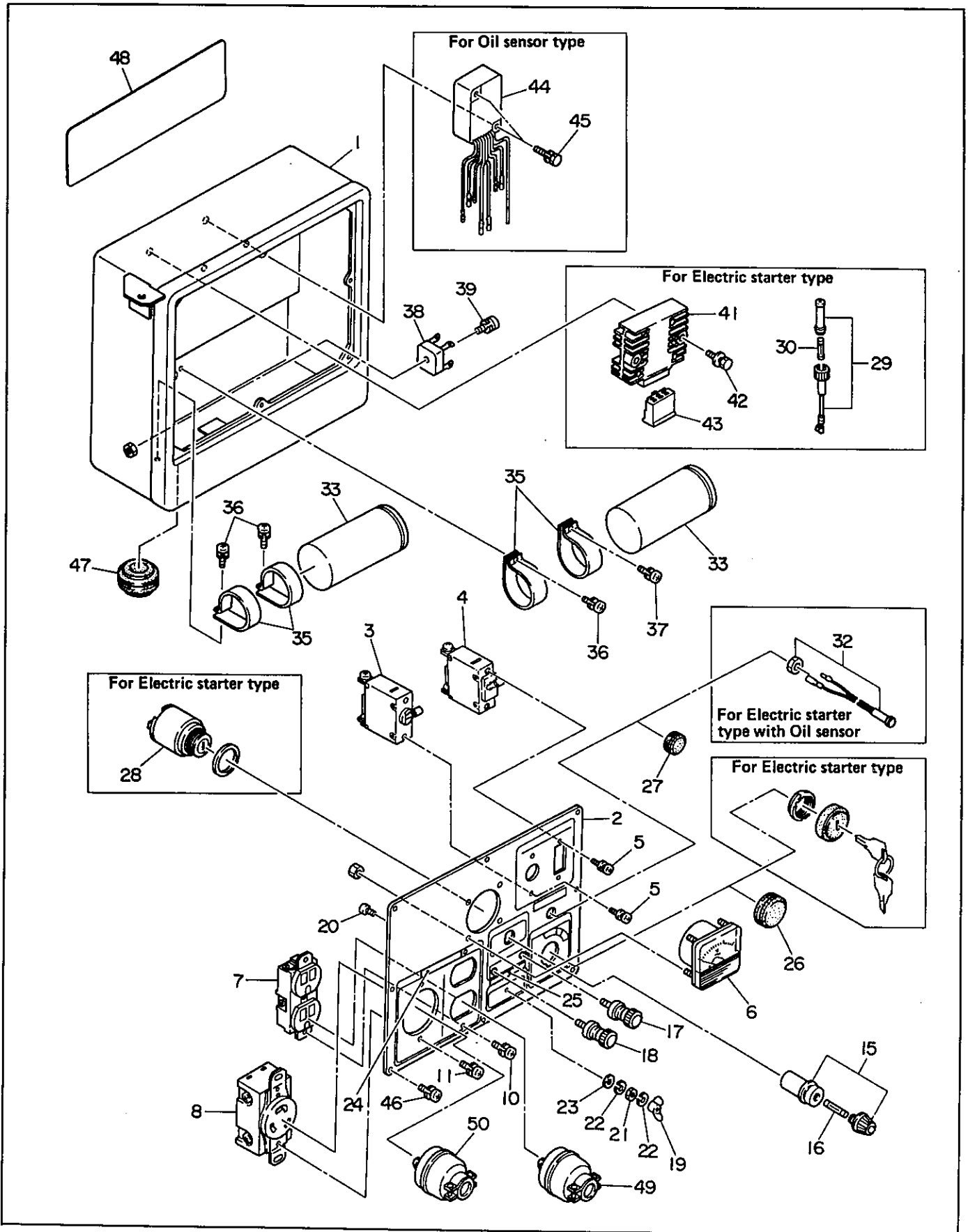
**FIG. 3-2 CONTROL BOX (110V, 120V)**

Interchangeability

Ref. No.	Parts Number	Description	Q'ty	Execution
* 2	386-41756-08	CONTROL PANEL A ASS' Y For 50Hz-110V, Electric starter type Includes items 3 thru 23, 25, 27 and 28	1	
* 2	386-41429-08	CONTROL PANEL A ASS' Y For 50Hz-110V, Oil sensor type Includes items 3 thru 23 and 25 thru 27	1	
* 2	386-41757-08	CONTROL PANEL A ASS' Y For 50Hz-110V, Electric starter type with Oil sensor Includes items 3 thru 23, 25 and 28 thru 32	1	
* 2	386-41758-08	CONTROL PANEL A ASS' Y For 60Hz-110V Includes items 3 thru 23 and 25 thru 27	1	
* 2	386-41759-08	CONTROL PANEL A ASS' Y For 60Hz-110V, Electric starter type Includes items 3 thru 23, 25 and 27 thru 30	1	
* 2	386-41758-08	CONTROL PANEL A ASS' Y For 60Hz-110V, Oil sensor type Includes items 3 thru 23, 25, 26, 31 and 32	1	
* 2	386-41760-08	CONTROL PANEL A ASS' Y For 60Hz-110V, Electric starter type with Oil sensor Includes items 3 thru 23, 25 and 28 thru 32	1	
* 2	386-41432-08	CONTROL PANEL A ASS' Y For 60Hz-120V Includes items 3 thru 27	1	
* 2	386-41761-08	CONTROL PANEL A ASS' Y For 60Hz-120V, Electric starter type Includes items 3 thru 25 and 27 thru 30	1	
* 2	386-41432-08	CONTROL PANEL A ASS' Y For 60Hz-120V, Oil sensor type Includes items 3 thru 27	1	
* 2	386-41762-08	CONTROL PANEL A ASS' Y For 60Hz-120V, Electric starter type with Oil sensor Includes items 3 thru 25 and 28 thru 32	1	
2	386-43493-08	CONTROL PANEL A For 50Hz-110V	1	
* 2	386-43495-08	CONTROL PANEL A For 60Hz-120V Includes item 24	1	
3	390-45659-08	NO-FUSE BREAKER (40A) For 50Hz-110V	1	
3	354-45648-08	NO-FUSE BREAKER (37.5A) For 60Hz-120V, 60Hz-110V	1	
4	359-45641-08	NO-FUSE BREAKER (30A)	1	
5	004-35030-60	SCREW and WASHER ASS' Y	4	
6	320-75127-08	AC VOLTMETER (150V)	1	
7	378-45737-08	AC RECEPTACLE (125V-15A)	1	

When ordering parts ; Always give the Model, Specification and Serial Number of Generator.

**FIG. 3-2 CONTROL BOX (110V, 120V)**



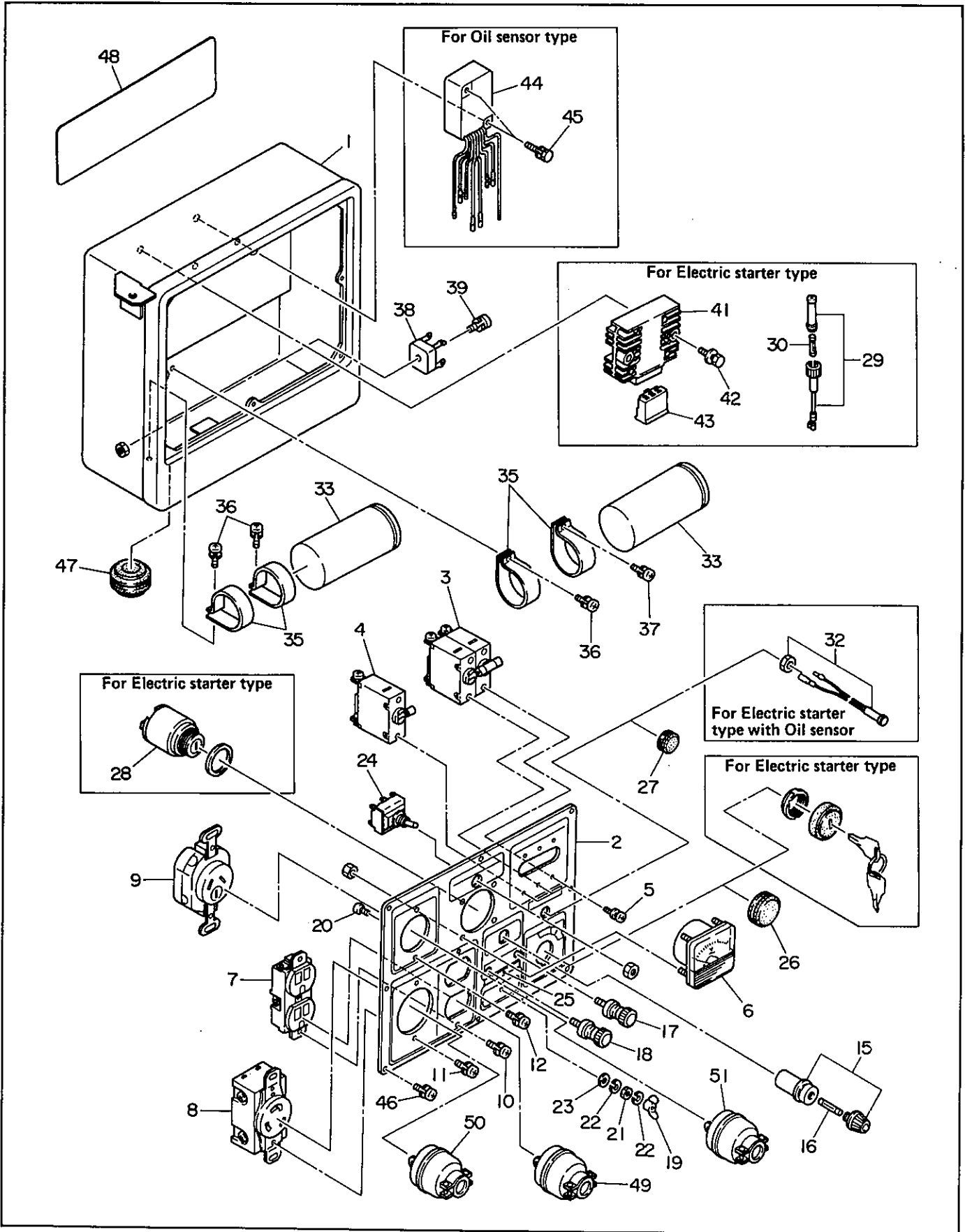
**FIG. 3-2 CONTROL BOX (110V, 120V)**

Interchangeability

Ref. No.	Parts Number	Description	Q'ty	Execution
8	357-45703-08	AC RECEPTACLE (125V-30A, TWIST LOCK)	1	
10	004-35041-00	SCREW and WASHER ASS'Y	2	
11	379-49933-08	SCREW and WASHER ASS'Y	2	
15	320-59855-08	FUSE HOLDER (DC)	1	
16	320-59860-08	FUSE (10A)	1	
17	363-45701-08	TERMINAL BOLT (Color: RED)	1	
18	363-45700-08	TERMINAL BOLT (Color: BLACK)	1	
19	353-49901-08	WING NUT	1	
20	356-49907-08	SCREW	1	
21	353-49902-08	NUT	1	
22	332-00050-08	SPRING WASHER	2	
23	353-49903-08	WASHER	1	
24	353-49037-08	LABEL (AC 120V)	1	
25	363-49091-08	LABEL (DC BATTERY CHARGE ONLY)	1	
26	389-47552-08	GROMMET	1	
27	355-57509-08	GROMMET	1	
28	066-00002-50	SWITCH For Electric starter type	1	
29	385-45517-08	FUSE HOLDER For Electric starter type	1	
30	385-45518-08	FUSE (15A) For Electric starter type	1	
32	351-45302-08	LAMP, warning For Electric starter type with Oil sensor	1	
33	386-47544-08	CONDENSER (30 $\mu$ F)	2	
35	380-47531-08	CONDENSER BRACKET	4	
36	004-35041-00	SCREW and WASHER ASS'Y	3	
37	389-59989-08	SCREW and WASHER ASS'Y	1	
38	353-45804-08	DIODE STACK ASS'Y	1	
39	353-59949-08	SCREW and WASHER ASS'Y	1	
41	228-71920-01	REGULATOR, compl. For Electric starter type	1	
42	001-11062-50	BOLT and WASHER ASS'Y For Electric starter type	2	
43	385-47321-08	CONNECTOR For Electric starter type	1	
44	228-76001-01	OIL SENSOR, compl. For Oil sensor type	1	
45	001-11063-50	BOLT and WASHER ASS'Y For Oil sensor type	2	
46	353-49904-08	SCREW	8	
47	385-57511-08	GROMMET For Oil sensor type or Electric starter type	1	
48	386-59241-08	LABEL For 50Hz-110V	1	
48	386-59242-08	LABEL For 60Hz-110V	1	
48	386-59243-08	LABEL For 60Hz-120V	1	
49	320-75176-08	AC PLUG (125V-15A)	2	
50	353-45705-08	AC PLUG (125V-30A, TWIST LOCK)	1	

When ordering parts ; Always give the Model, Specification and Serial Number of Generator.

FIG. 3-3 CONTROL BOX (110V/220V)



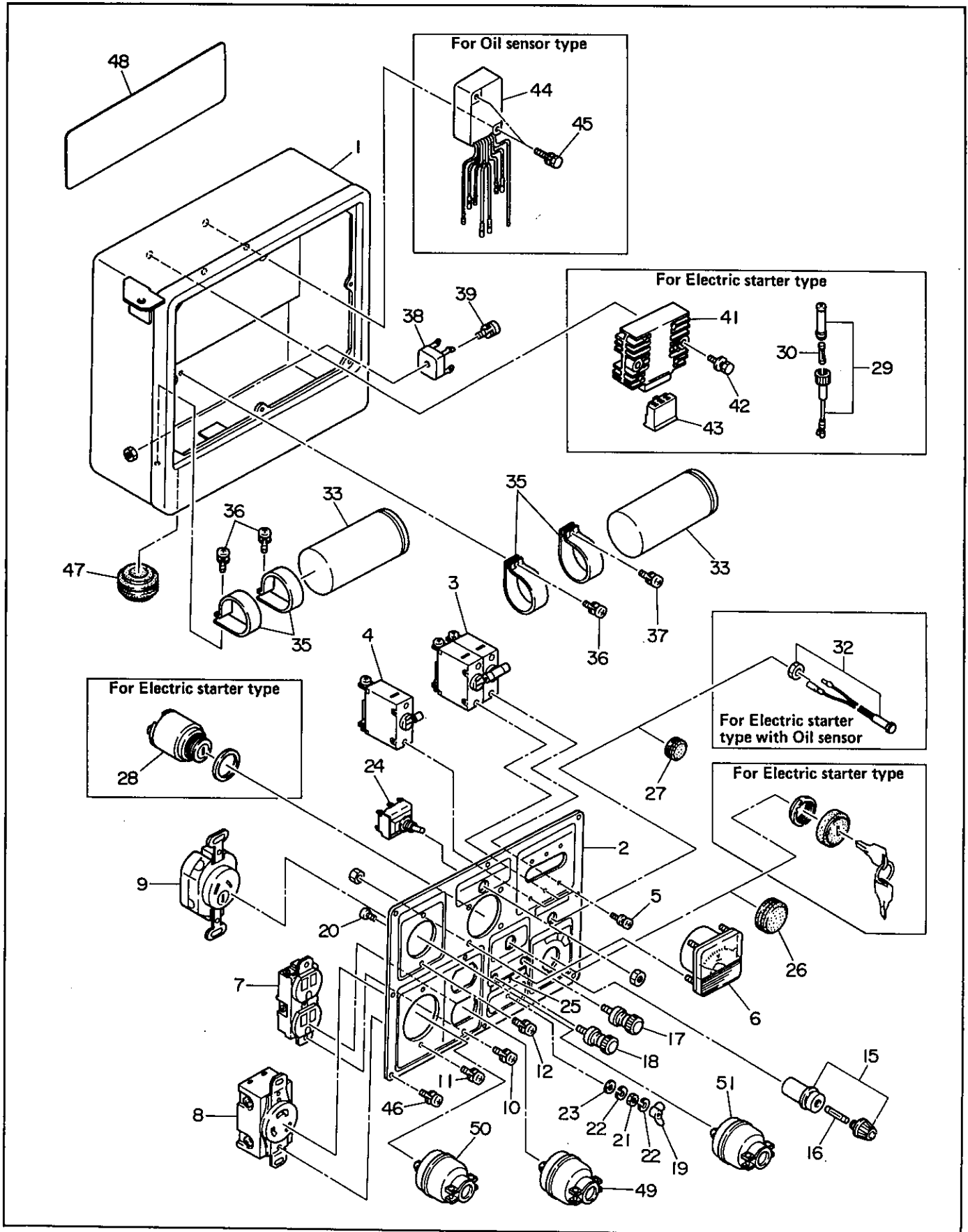
**FIG. 3-3 CONTROL BOX (110V/220V)**

Interchangeability

Ref. No.	Parts Number	Description	Q'ty	Execution
* 1	386-40602-08	CONTROL BOX ASS' Y For 110V/220V Includes items 2 thru 27, 33 thru 40 and 46	1	
* 1	386-40742-08	CONTROL BOX ASS' Y For 110V/220V, Electric starter type Includes items 2 thru 25, 27 thru 30, 33 thru 43, 46 and 47	1	
* 1	386-40743-08	CONTROL BOX ASS' Y For 110V/220V, Oil sensor type Includes items 2 thru 27, 33 thru 40 and 44 thru 47	1	
* 1	386-40744-08	CONTROL BOX ASS' Y For 110V/220V, Electric starter type with Oil sensor Includes items 2 thru 25 and 28 thru 47	1	
1	386-43086-08	CONTROL BOX	1	
1	386-43096-08	CONTROL BOX For Electric starter type, Oil sensor type For Electric starter type with Oil sensor	1	
* 2	386-41430-08	CONTROL PANEL A ASS' Y For 110V/220V Includes items 3 thru 27	1	
* 2	386-41763-08	CONTROL PANEL A ASS' Y For 110V/220V, Electric starter type Includes items 3 thru 25, 27 and 28	1	
* 2	386-41430-08	CONTROL PANEL A ASS' Y For 110V/220V, Oil sensor type Includes items 3 thru 27	1	
* 2	386-41764-08	CONTROL PANEL A ASS' Y For 110V/220V, Electric starter type with Oil sensor Includes items 3 thru 25 and 28 thru 32	1	
2	386-43496-08	CONTROL PANEL A For 110V/220V	1	
3	359-45641-08	NO-FUSE BREAKER (30A)	1	
4	359-45640-08	NO-FUSE BREAKER (20A X 2)	1	
5	004-35030-60	SCREW and WASHER ASS' Y	4	
6	320-75127-08	AC VOLTMETER (150V)	1	
7	378-45737-08	AC RECEPTACLE (125V-15A)	1	
8	357-45703-08	RECRECEPTACLE (30A, TWIST LOCK)	1	
9	355-45704-08	AC RECEPTACLE (250V-20A)	1	
10	004-35041-00	SCREW and WASHER ASS' Y	2	
11	379-49933-08	SCREW and WASHER ASS' Y	2	
12	004-35041-00	SCREW and WASHER ASS' Y	2	
15	320-59855-08	FUSE HOLDER (DC)	1	
16	320-59860-08	FUSE (10A)	1	
17	363-45701-08	TERMINAL BOLT (Color: RED)	1	
18	363-45700-08	TERMINAL BOLT (Color: BLACK)	1	

When ordering parts ; Always give the Model, Specification and Serial Number of Generator.

**FIG. 3-3 CONTROL BOX (110V/220V)**



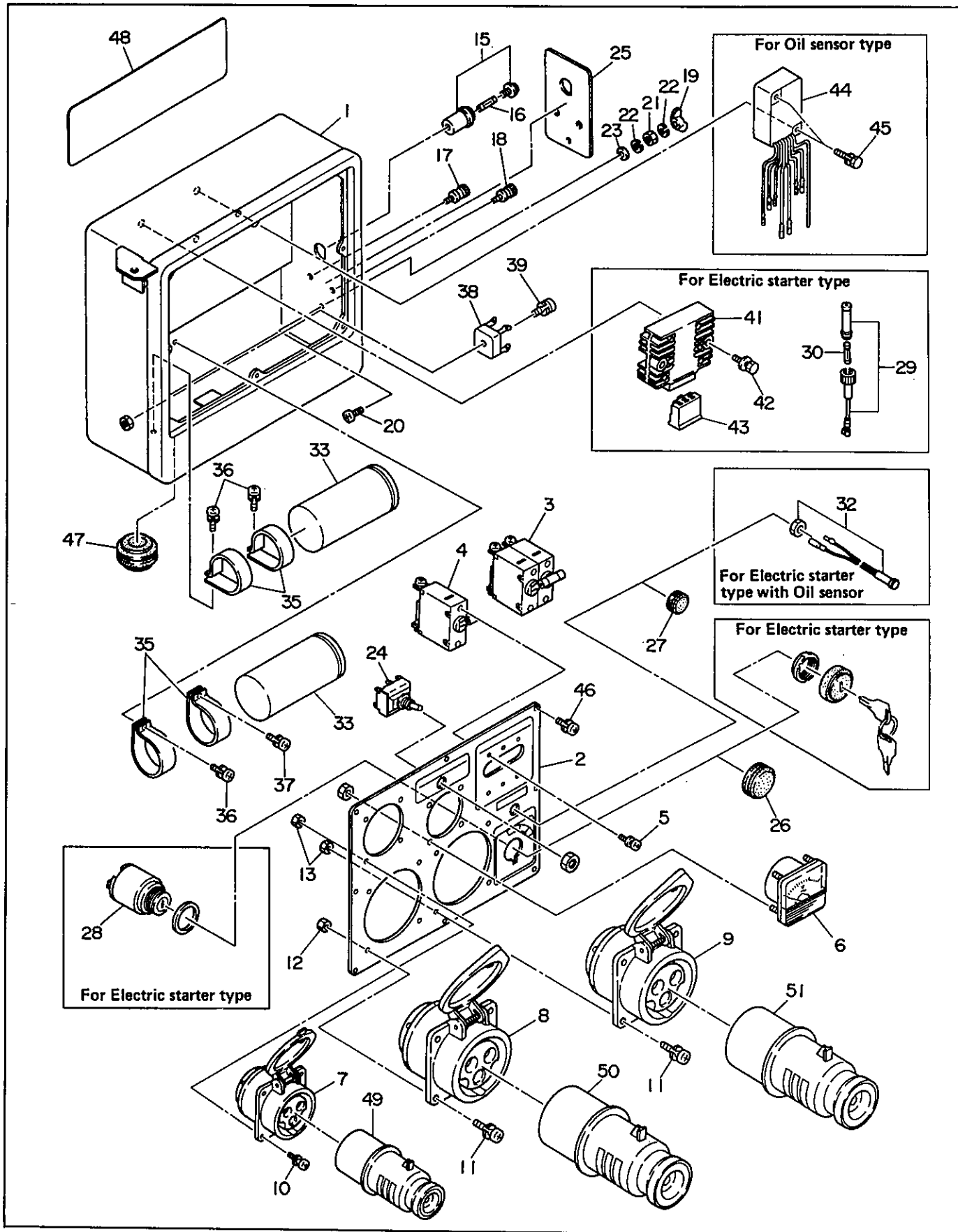
**FIG. 3-3 CONTROL BOX (110V/220V)**

Interchangeability

Ref. No.	Parts Number	Description	Qty	Execution
19	353-49901-08	WING NUT	1	
20	356-49907-08	SCREW	1	
21	353-49902-08	NUT	1	
22	332-00050-08	SPRING WASHER	2	
23	353-49903-08	WASHER	1	
24	356-45612-08	SWITCH, full power	1	
25	363-49091-08	LABEL (DC BATTERY CHARGE ONLY)	1	
26	389-47552-08	GROMMET	1	
27	355-57509-08	GROMMET	1	
28	066-00002-50	SWITCH For Electric starter type	1	
29	385-45517-08	FUSE HOLDER For Electric starter type	1	
30	385-45518-08	FUSE (15A) For Electric starter type	1	
32	351-45302-08	LAMP, warning For Electric starter type with Oil sensor	1	
33	386-47544-08	CONDENSER (30 $\mu$ F)	2	
35	380-47531-08	CONDENSER BRACKET	4	
36	004-35041-00	SCREW and WASHER ASS' Y	3	
37	389-59989-08	SCREW and WASHER ASS' Y	1	
38	353-45804-08	DIODE STACK ASS' Y	1	
39	353-59949-08	SCREW and WASHER ASS' Y	1	
41	228-71920-01	REGULATOR, compl. For Electric starter type	1	
42	001-11062-50	BOLT and WASHER ASS' Y For Electric starter type	2	
43	385-47321-08	CONNECTOR For Electric starter type	1	
44	228-76001-01	OIL SENSOR, compl. For Oil sensor type	1	
45	001-11063-50	BOLT and WASHER ASS' Y For Oil sensor type	2	
46	353-49904-08	SCREW	8	
47	385-57511-08	GROMMET For Oil sensor type or Electric starter type	1	
48	386-59244-08	LABEL For 50Hz-110V/220V	1	
48	386-59245-08	LABEL For 60Hz-110V/220V	1	
49	320-75176-08	AC PLUG (125V-15A)	2	
50	353-45705-08	AC PLUG (30A, TWIST LOCK)	1	
51	355-45706-08	AC PLUG (250V-20A)	1	

When ordering parts ; Always give the Model, Specification and Serial Number of Generator.

**FIG. 3-4 CONTROL BOX (U.K., 50Hz-110V/220V, BS)**



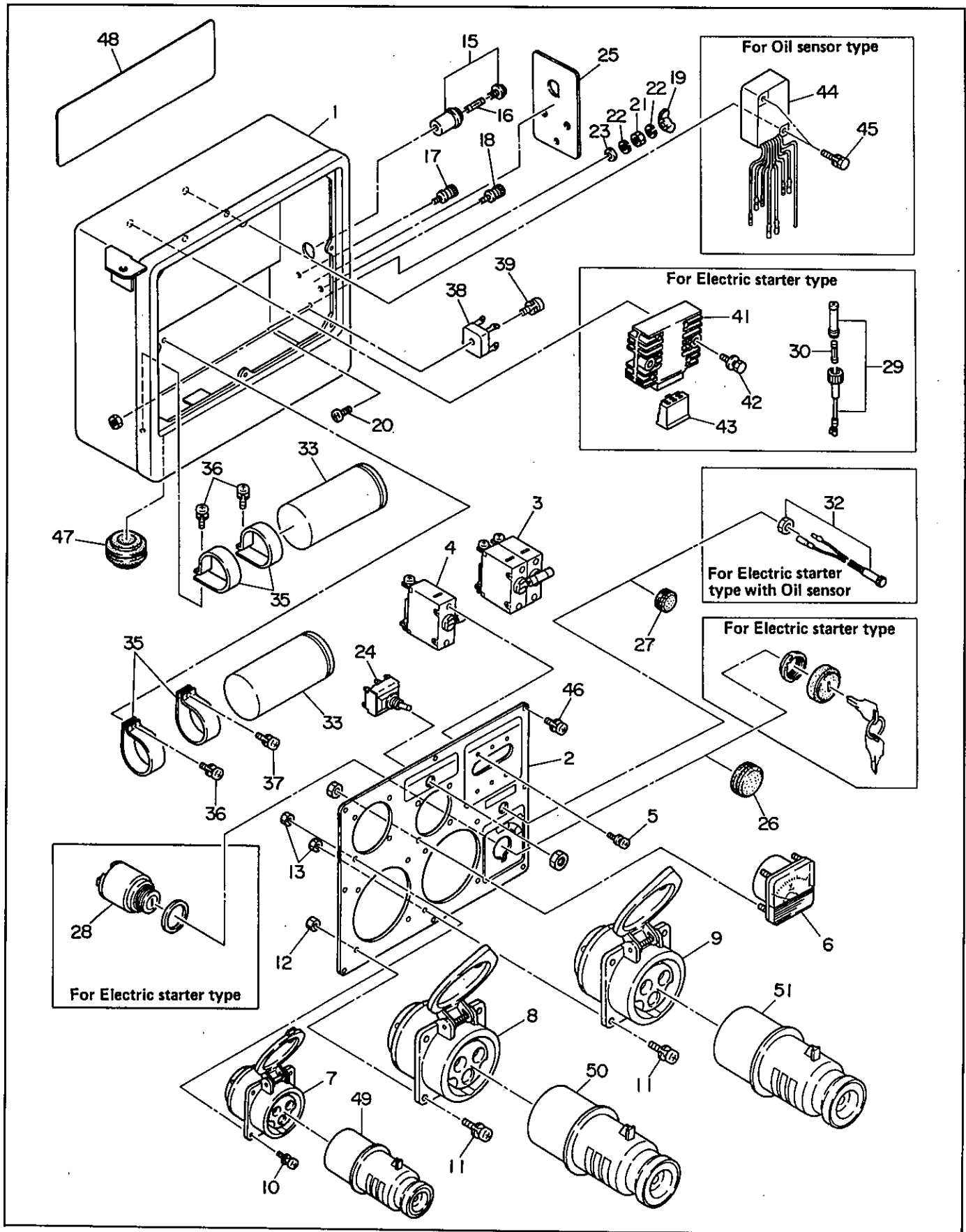
**FIG. 3-4 CONTROL BOX (U.K., 50Hz-110V/220V, BS)**

Interchangeability

Ref. No.	Parts Number	Description	Q'ty	Execution
* 1	386-40745-08	CONTROL BOX ASS' Y Includes items 2 thru 27, 33 thru 40 and 46	1	
* 1	386-40746-08	CONTROL BOX ASS' Y For Electric starter type Includes items 2 thru 25, 27 thru 30, 33 thru 43, 46 and 47	1	
* 1	386-40747-08	CONTROL BOX ASS' Y For Oil sensor type Includes items 2 thru 27, 33 thru 40 and 44 thru 47	1	
* 1	386-40748-08	CONTROL BOX ASS' Y For Electric starter type with Oil sensor Includes items 2 thru 25 and 28 thru 47	1	
1	386-43097-08	CONTROL BOX	1	
1	386-43098-08	CONTROL BOX For Electric stater type, Oil sensor type For Electric stater type with Oil sensor	1	
* 2	386-41765-08	CONTROL PANEL A ASS' Y Includes items 3 thru 13, 24, 26 and 27	1	
* 2	386-41766-08	CONTROL PANEL A ASS' Y For Electric starter type Includes items 3 thru 13, 24, 27 and 28	1	
* 2	386-41765-08	CONTROL PANEL A ASS' Y For Oil sensor type Includes items 3 thru 13, 26 and 27	1	
* 2	386-41767-08	CONTROL PANEL A ASS' Y For Electric starter type with Oil sensor Includes items 3 thru 13, 24 and 28 thru 32	1	
2	386-43472-08	CONTROL PANEL A	1	
3	359-45640-08	NO-FUSE BREAKER (20A/30A)	1	
4	359-45641-08	NO-FUSE BREAKER	1	
5	004-35030-60	SCREW and WASHER ASS' Y	6	
6	320-75127-08	AC VOLTMETER (150V)	1	
7	353-45725-08	AC RECEPTACLE (110V-16A)	1	
8	353-45731-08	AC RECEPTACLE (110V-32A)	1	
9	353-45727-08	AC RECEPTACLE (240V-16A)	1	
10	363-49933-08	SCREW and WASHER ASS' Y	4	
11	380-49944-08	SCREW and WASHER ASS' Y	8	
12	002-17040-00	NUT	4	
13	002-17050-00	NUT	8	
15	320-59855-08	FUSE HOLDER (DC)	1	
16	320-59860-08	FUSE (10A)	1	
17	363-45701-08	TERMINAL BOLT (Color: RED)	1	
18	363-45700-08	TERMINAL BOLT (Color: BLACK)	1	

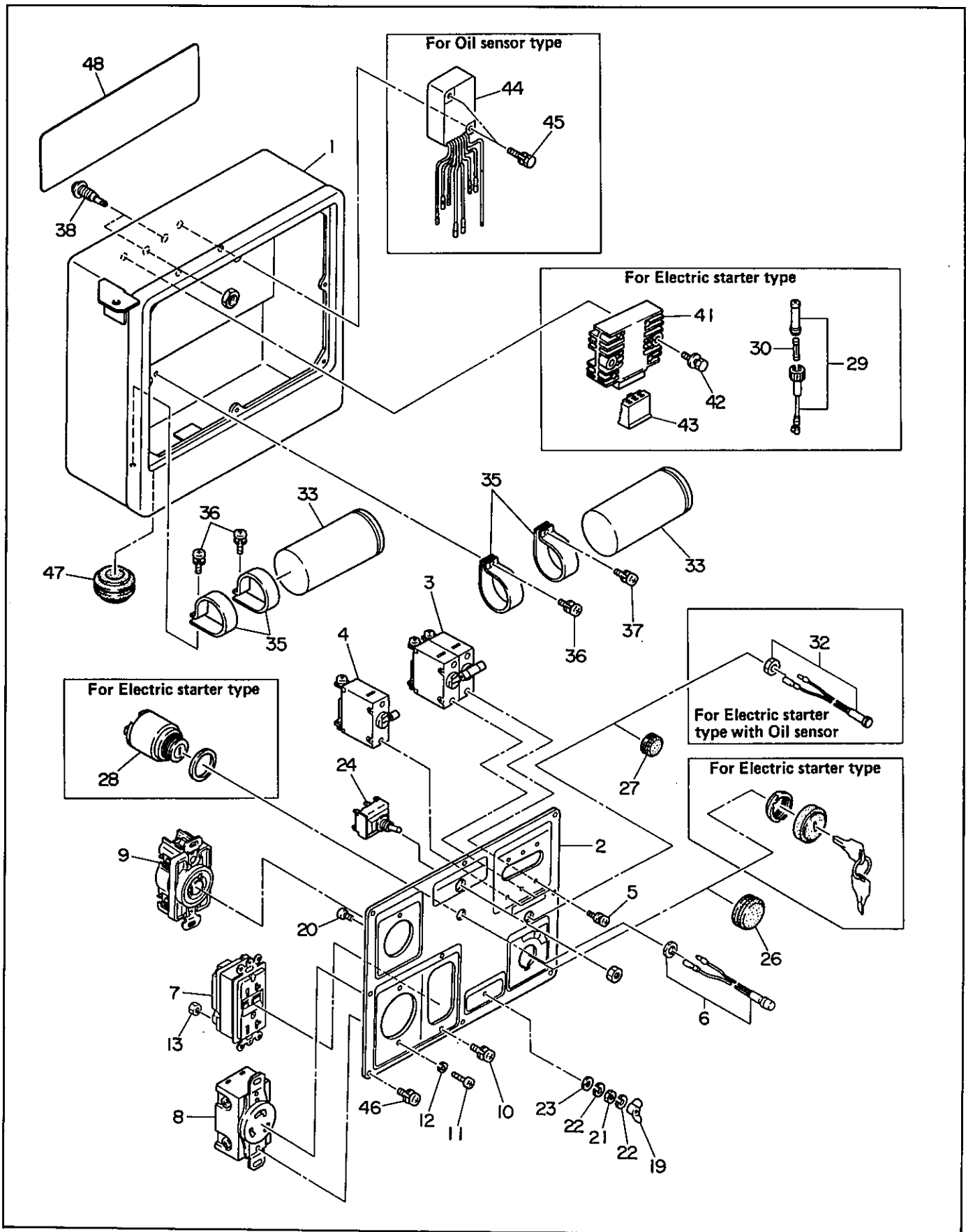
When ordering parts ; Always give the Model, Specification and Serial Number of Generator.

**FIG. 3-4 CONTROL BOX (U.K., 50Hz-110V/220V, BS)**





**FIG. 3-5 CONTROL BOX (U.S.A., 60Hz-120V/240V, NEMA GFCI)**



**FIG. 3-5 CONTROL BOX (U.S.A., 60Hz-120V/240V, NEMA GFCI)**

				Interchangeability
Ref. No.	Parts Number	Description	Q'ty	Execution
* 1	386-40749-08	CONTROL BOX ASS' Y Includes items 2 thru 27, 33 thru 40 and 46	1	↓
* 1	386-40750-08	CONTROL BOX ASS' Y For Electric starter type Includes items 2 thru 24, 27 thru 30, 33 thru 43, 46 and 47	1	
* 1	386-40751-08	CONTROL BOX ASS' Y For Oil sensor type Includes items 2 thru 27, 33 thru 40 and 44 thru 47	1	
* 1	386-40752-08	CONTROL BOX ASS' Y For Electric starter type with Oil sensor Includes items 2 thru 24 and 28 thru 47	1	
1	386-43099-08	CONTROL BOX	1	
1	386-43100-08	CONTROL BOX For Electric starter type, Oil sensor type For Electric starter type with Oil sensor	1	
* 2	386-41768-08	CONTROL PANEL A ASS' Y Includes items 3 thru 27	1	
* 2	386-41769-08	CONTROL PANEL A ASS' Y For Electric starter type Includes items 3 thru 24 and 28	1	
* 2	386-41768-08	CONTROL PANEL A ASS' Y For Oil sensor type Includes items 3 thru 27	1	
* 2	386-41770-08	CONTROL PANEL A ASS' Y For Electric starter type with Oil sensor Includes items 3 thru 24 and 28 thru 32	1	
2	386-43724-08	CONTROL PANEL A	1	
3	359-45640-08	NO-FUSE BREAKER (20A/30A)	1	
4	359-45641-08	NO-FUSE BREAKER	1	
5	004-35030-60	SCREW and WASHER ASS' Y	6	
6	385-45304-08	PILOT LAMP	1	
7	391-47001-03	AC RECEPTACLE (125V-20A GFCI)	1	
8	356-45711-08	AC RECEPTACLE (125V-30A, TWIST LOCK)	1	
9	353-45724-08	AC RECEPTACLE (125V/250V-20A) For 4P TWIST LOCK	1	
10	004-35041-00	SCREW and WASHER ASS' Y	2	
11	356-59937-08	SCREW	4	
12	326-00335-08	SPRING WASHER	4	
13	002-17040-00	NUT	2	
15	320-59855-08	FUSE HOLDER (DC)	1	
16	320-59860-08	FUSE (10A)	1	
19	353-49901-08	WING NUT	1	

When ordering parts : Always give the Model, Specification and Serial Number of Generator.

FIG. 3-5 CONTROL BOX (U.S.A., 60Hz-120V/240V, NEMA GFCI)

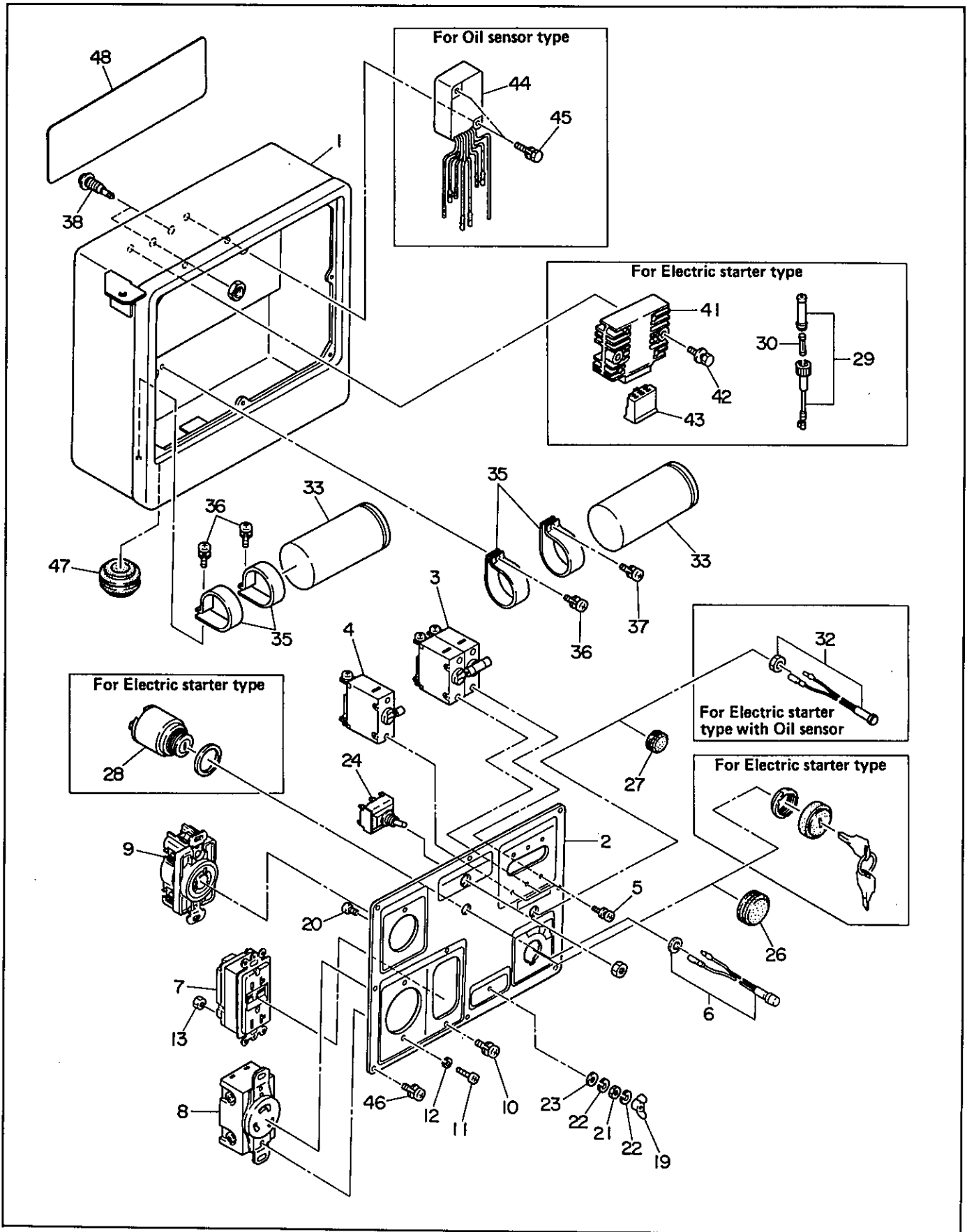
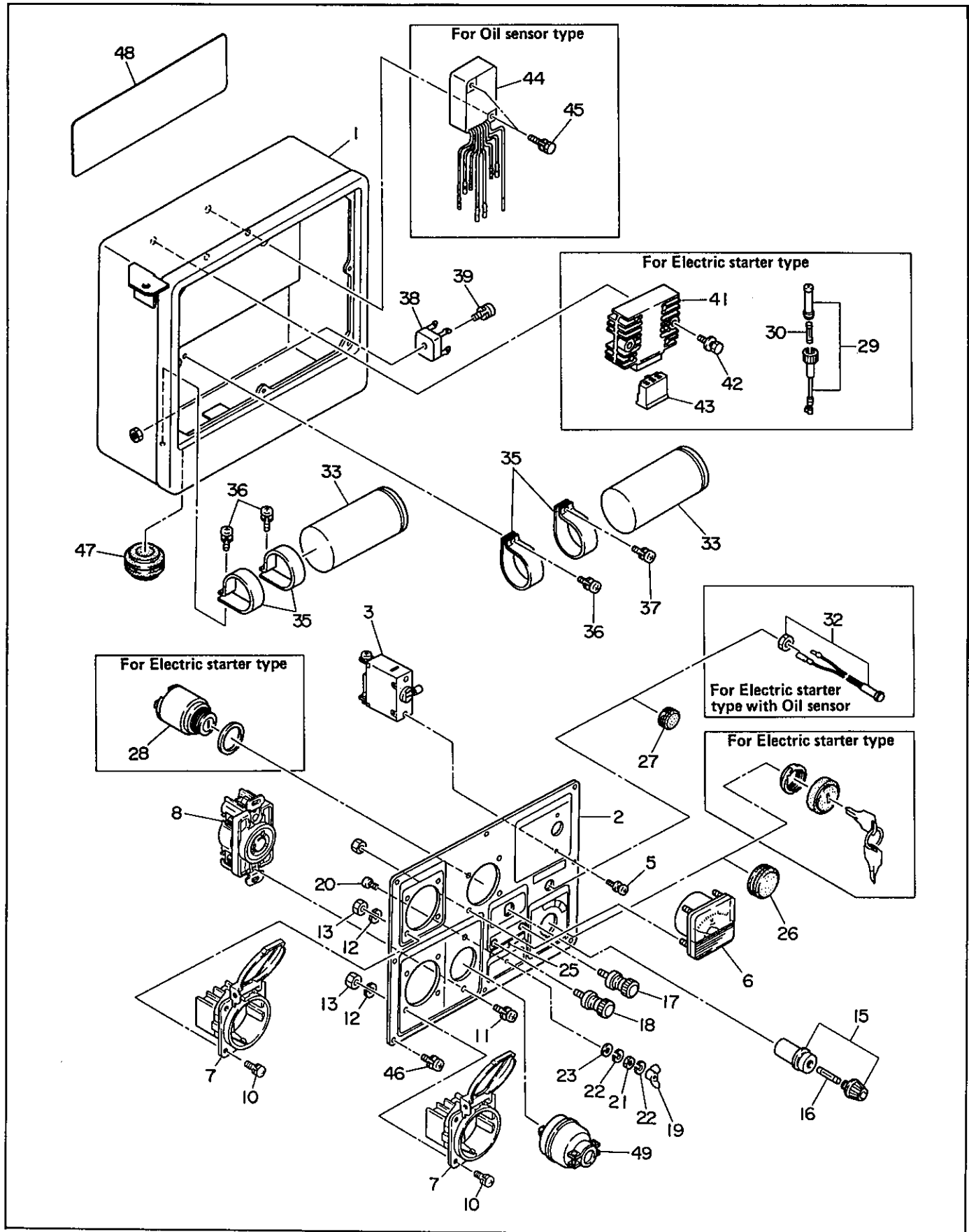




FIG. 3-6 CONTROL BOX (GERMANY, 50Hz-220V)



**FIG. 3-6 CONTROL BOX (GERMANY, 50Hz-220V)**

Ref. No.	Parts Number	Description	Interchangeability	
			Q'ty	Execution
* 1	386-40753-08	CONTROL BOX ASS' Y Includes items 2 thru 27, 33 thru 40 and 46	1	
* 1	386-40754-08	CONTROL BOX ASS' Y For Electric starter type Includes items 2 thru 25, 27 thru 30, 33 thru 43, 46 and 47	1	
* 1	386-40755-08	CONTROL BOX ASS' Y For Oil sensor type Includes items 2 thru 27, 33 thru 40 and 44 thru 47	1	
* 1	386-40756-08	CONTROL BOX ASS' Y For Electric starter type with Oil sensor Includes items 2 thru 25 and 28 thru 47	1	
1	386-43086-08	CONTROL BOX	1	
1	386-43096-08	CONTROL BOX For Electric starter type, Oil sensor type For Electric starter type with Oil sensor	1	
* 2	386-41771-08	CONTROL PANEL A ASS' Y Includes items 3 thru 27	1	
* 2	386-41772-08	CONTROL PANEL A ASS' Y For Electric starter type Includes items 3 thru 25, 27 and 28	1	
* 2	386-41771-08	CONTROL PANEL A ASS' Y For Oil sensor type Includes items 3 thru 27	1	
* 2	386-41773-08	CONTROL PANEL A ASS' Y For Electric starter type with Oil sensor Includes items 3 thru 25 and 28 thru 32	1	
2	386-43725-08	CONTROL PANEL A	1	
3	386-45652-08	NO-FUSE BREAKER (20A)	1	
5	004-35030-60	SCREW and WASHER ASS' Y	2	
6	320-75112-08	AC VOLTMETER (300V)	1	
7	358-40614-08	AC RECEPTACLE (250V-16A)	2	
8	353-45720-08	AC RECEPTACLE (250V-20A, TWIST LOCK)	1	
10	363-49930-08	SCREW and WASHER ASS' Y	8	
11	379-49943-08	SCREW and WASHER ASS' Y	2	
12	003-20040-00	SPRING WASHER	8	
13	002-17040-00	NUT	8	
15	320-59855-08	FUSE HOLDER (DC)	1	
16	320-59860-08	FUSE (10A)	1	
17	363-45701-08	TERMINAL BOLT (Color: RED)	1	
18	363-45700-08	TERMINAL BOLT (Color: BLACK)	1	
19	353-49901-08	WING NUT	1	
20	356-49907-08	SCREW	1	

When ordering parts ; Always give the Model, Specification and Serial Number of Generator.

FIG. 3-6 CONTROL BOX (GERMANY, 50Hz-220V)

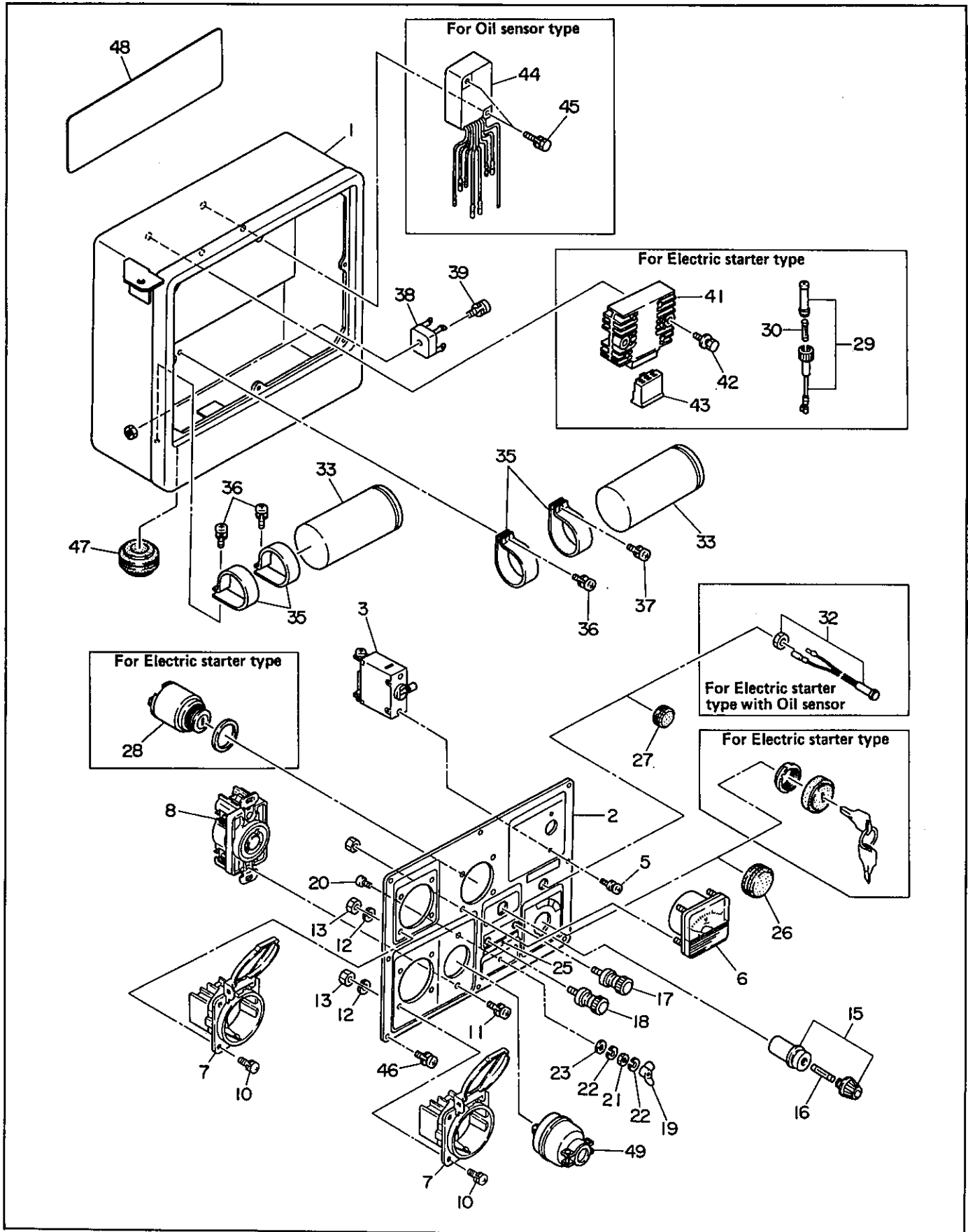
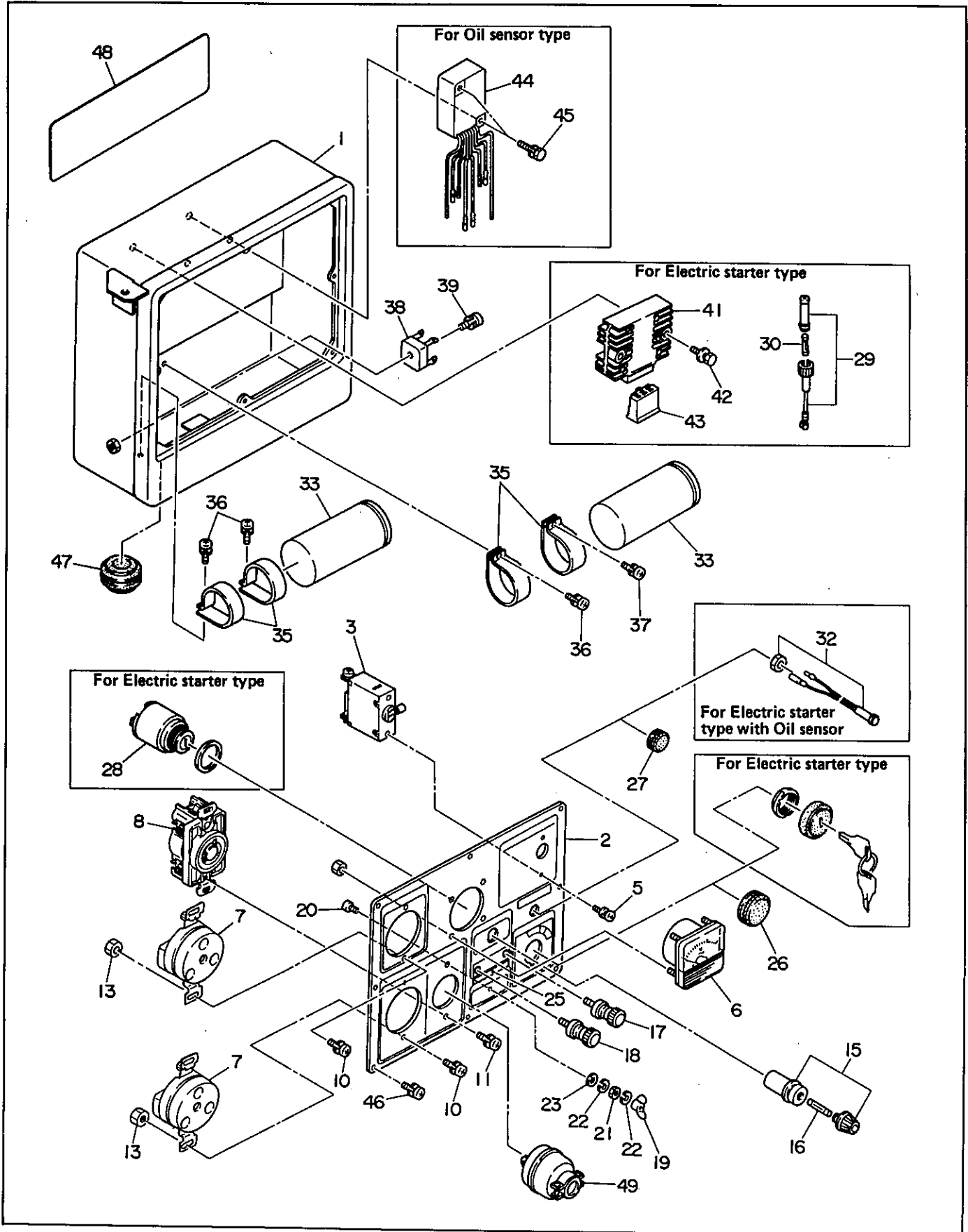




FIG. 3-7 CONTROL BOX (50Hz-220V, WITH SPECIAL RECEPTACLE)



**FIG. 3-7 CONTROL BOX (50Hz-220V, WITH SPECIAL RECEPTACLE)**

Interchangeability

Ref. No.	Parts Number	Description	Qty	Execution
* 1	386-40757-08	CONTROL BOX ASS' Y Includes items 2 thru 27, 33 thru 40 and 46	1	
* 1	386-40758-08	CONTROL BOX ASS' Y For Electric starter type Includes items 2 thru 25, 27 thru 30, 33 thru 43, 46 and 47	1	
* 1	386-40759-08	CONTROL BOX ASS' Y For Oil sensor type Includes items 2 thru 27, 33 thru 40 and 44 thru 47	1	
* 1	386-40760-08	CONTROL BOX ASS' Y For Electric starter type with Oil sensor Includes items 2 thru 25 and 28 thru 47	1	
1	386-43086-08	CONTROL BOX	1	
1	386-43096-08	CONTROL BOX For Electric starter type, Oil sensor type For Electric starter type with Oil sensor	1	
* 2	385-41774-08	CONTROL PANEL A ASS' Y Includes items 3 thru 27	1	
* 2	386-41775-08	CONTROL PANEL A ASS' Y For Electric starter type Includes items 3 thru 25, 27 and 28	1	
* 2	386-41774-08	CONTROL PANEL A ASS' Y For Oil sensor type Includes items 3 thru 26 and 27	1	
* 2	386-41776-08	CONTROL PANEL A ASS' Y For Electric starter type with Oil sensor Includes items 3 thru 25 and 28 thru 32	1	
2	386-43726-08	CONTROL PANEL A	1	
3	386-45652-08	NO-FUSE BREAKER (20A)	1	
5	004-35030-60	SCREW and WASHER ASS' Y	2	
6	320-75112-08	AC VOLTMETER (300V)	1	
7	358-45718-08	AC RECEPTACLE (250V-16A)	2	
8	353-45720-08	AC RECEPTACLE (250V-20A TWIST LOCK)	1	
10	363-49930-08	SCREW and WASHER ASS' Y	4	
11	379-49943-08	SCREW and WASHER ASS' Y	2	
13	002-17040-00	NUT	4	
15	320-59855-08	FUSE HOLDER (DC)	1	
16	320-59860-08	FUSE (10A)	1	
17	363-45701-08	TERMINAL BOLT (Color: RED)	1	
18	363-45700-08	TERMINAL BOLT (Color: BLACK)	1	
19	353-49901-08	WING NUT	1	
20	356-49907-08	SCREW	1	
21	353-49902-08	NUT	1	

When ordering parts ; Always give the Model, Specification and Serial Number of Generator.

FIG. 3-7 CONTROL BOX (50Hz-220V, WITH SPECIAL RECEPTACLE)

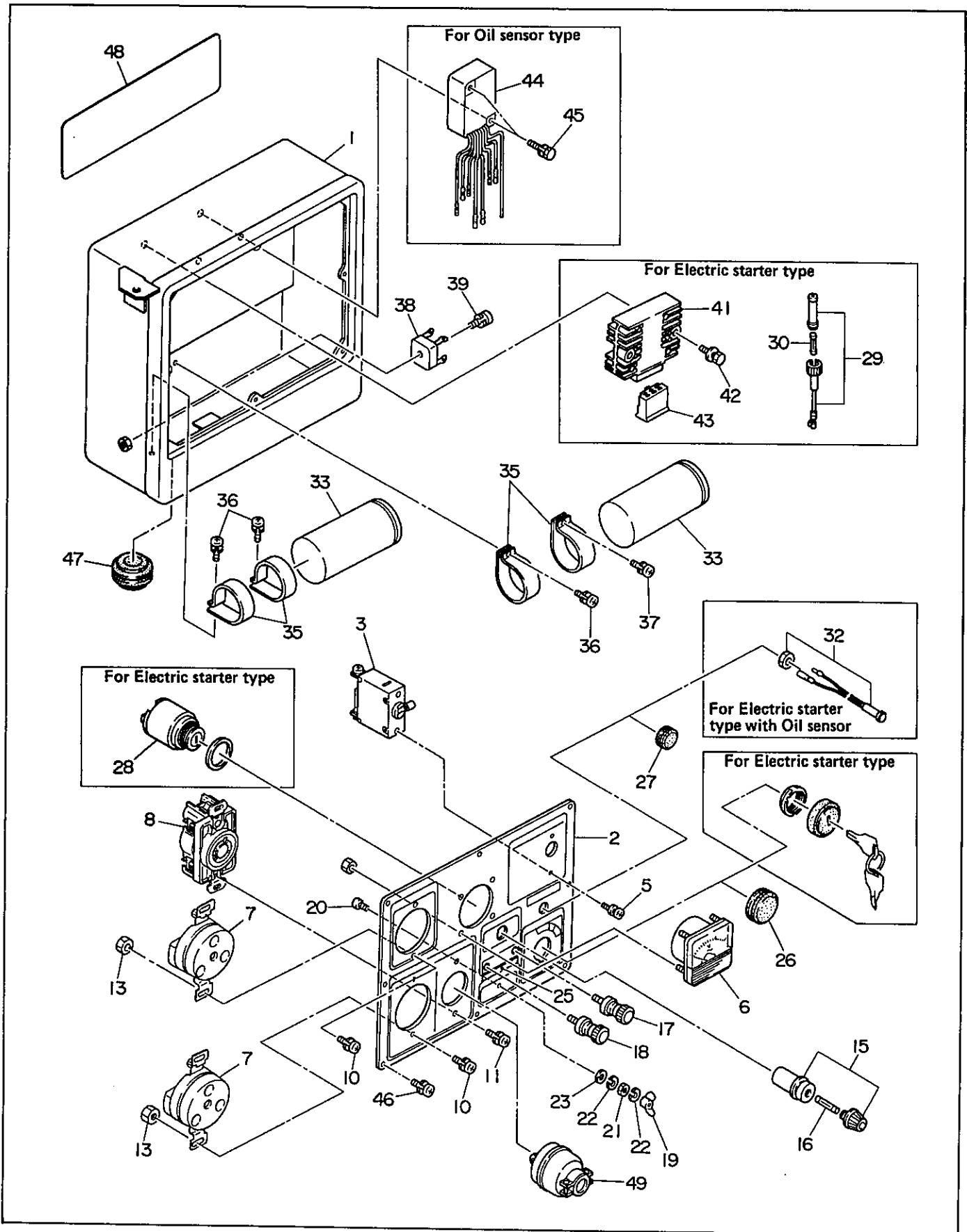
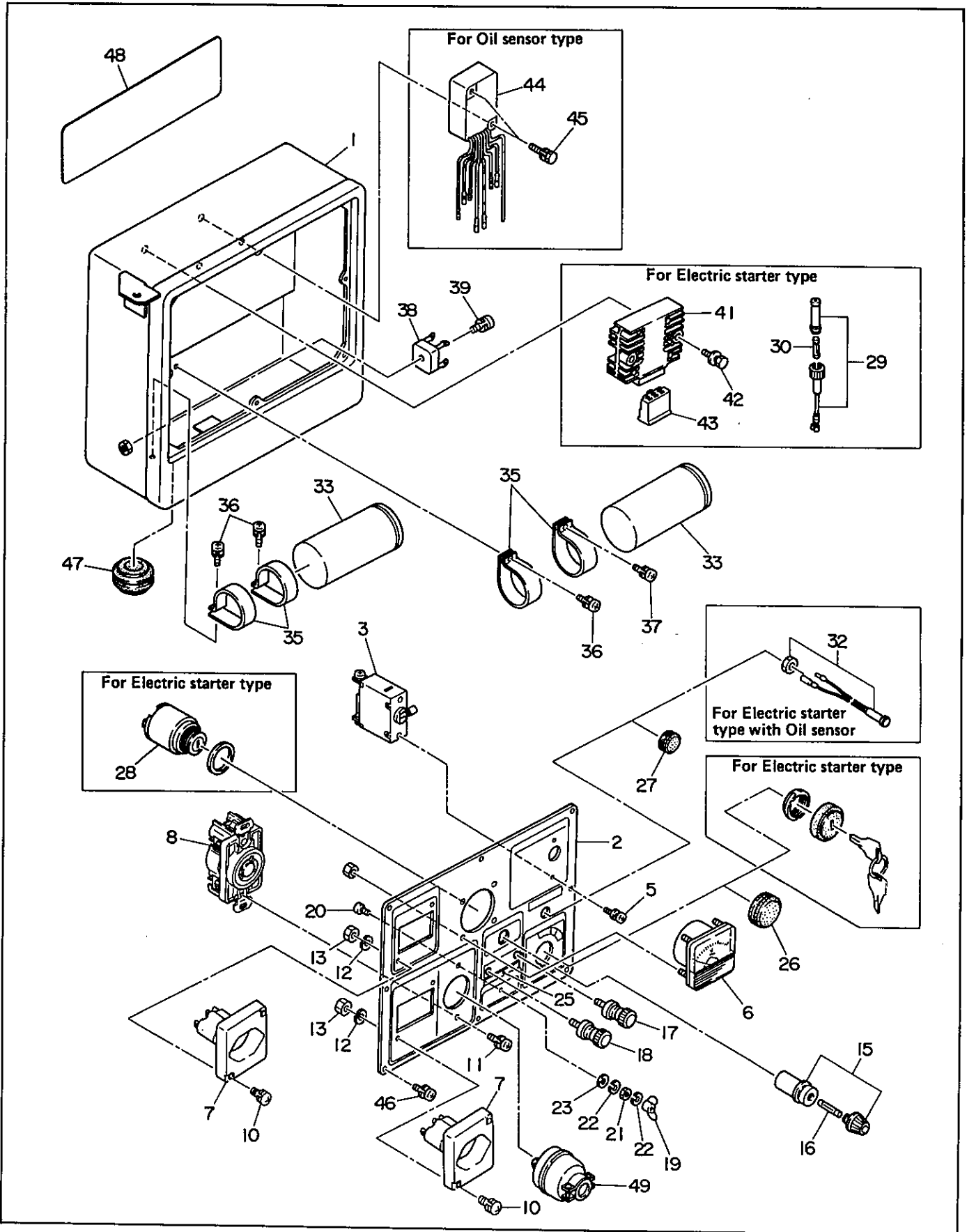




FIG. 3-8 CONTROL BOX (SWITZERLAND , 50Hz-220V)

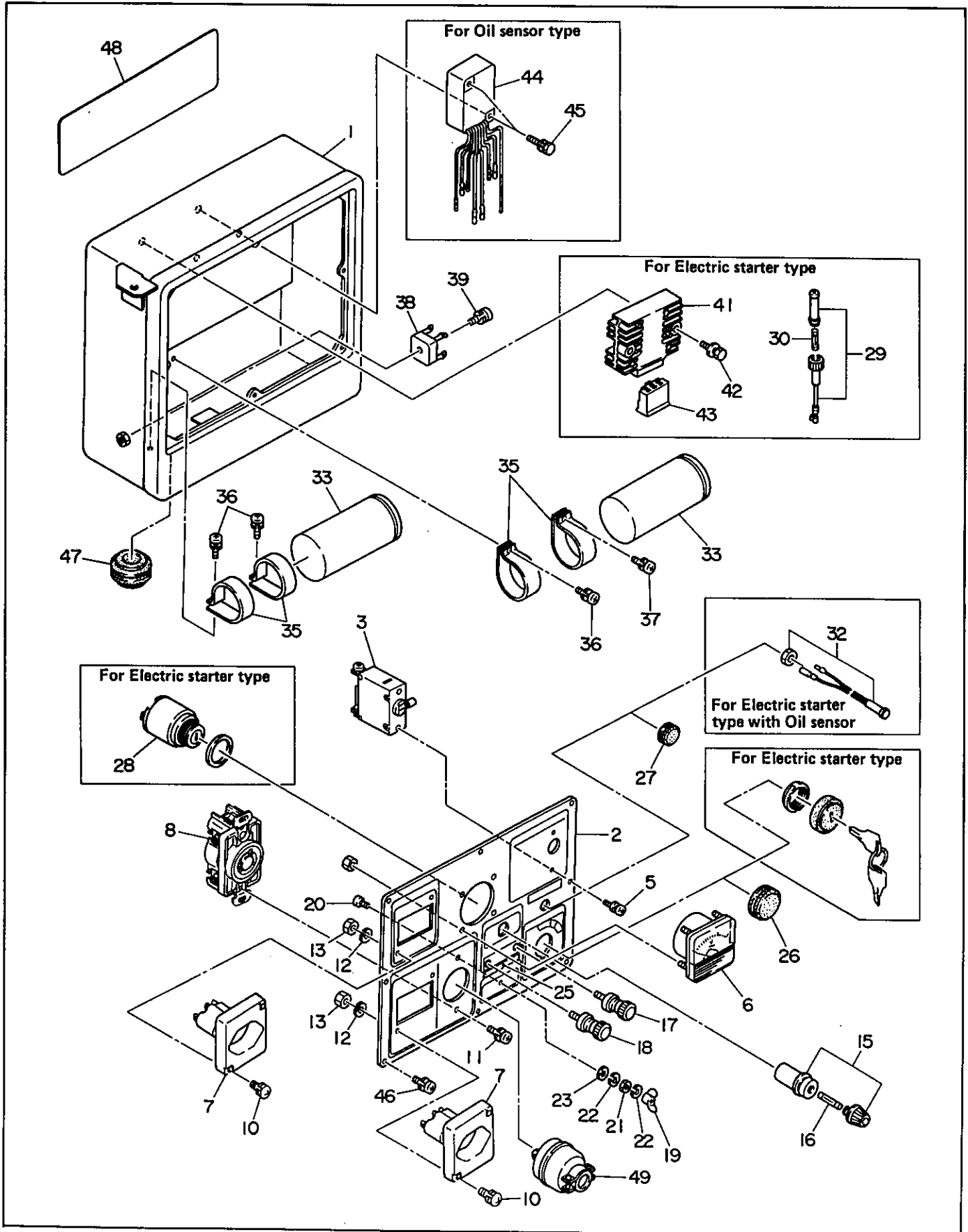


**FIG. 3-8 CONTROL BOX (SWITZERLAND , 50Hz-220V)**

Ref. No.	Parts Number	Description	Interchangeability	
			Q'ty	Execution
* 1	386-40761-08	CONTROL BOX ASS' Y Includes items 2 thru 27, 33 thru 40 and 46	1	
* 1	386-40762-08	CONTROL BOX ASS' Y For Electric starter type Includes items 2 thru 25, 27 thru 30, 33 thru 43, 46 and 47	1	
* 1	386-40763-08	CONTROL BOX ASS' Y For Oil sensor type Includes items 2 thru 27, 33 thru 40 and 44 thru 47	1	
* 1	386-40764-08	CONTROL BOX ASS' Y For Electric starter type with Oil sensor Includes items 2 thru 25 and 28 thru 47	1	
1	386-43086-08	CONTROL BOX	1	
1	386-43096-08	CONTROL BOX For Electric starter type, Oil sensor type For Electric starter type with Oil sensor	1	
* 2	386-41777-08	CONTROL PANEL A ASS' Y Includes items 3 thru 27	1	
* 2	386-41778-08	CONTROL PANEL A ASS' Y For Electric starter type Includes items 3 thru 25, 27 and 28	1	
* 2	386-41777-08	CONTROL PANEL A ASS' Y For Oil sensor type Includes items 3 thru 27	1	
* 2	386-41779-08	CONTROL PANEL A ASS' Y For Electric starter type with Oil sensor Includes items 3 thru 25 and 28 thru 32	1	
2	386-43727-08	CONTROL PANEL A	1	
3	386-45652-08	NO-FUSE BREAKER (20A)	1	
5	004-35030-60	SCREW and WASHER ASS' Y	2	
6	320-75112-08	AC VOLTMETER (300V)	1	
7	358-40617-08	AC RECEPTACLE (250V-10A)	2	
8	353-45720-08	AC RECEPTACLE (250V-20A, TWIST LOCK)	1	
10	363-49934-08	SCREW and WASHER ASS' Y	4	
11	379-49943-08	SCREW and WASHER ASS' Y	2	
12	363-49938-08	SPRING WASHER	4	
13	363-49936-08	NUT	4	
15	320-59855-08	FUSE HOLDER (DC)	1	
16	320-59860-08	FUSE (10A)	1	
17	363-45701-08	TERMINAL BOLT (Color: RED)	1	
18	363-45700-08	TERMINAL BOLT (Color: BLACK)	1	
19	353-49901-08	WING NUT	1	
20	356-49907-08	SCREW	1	

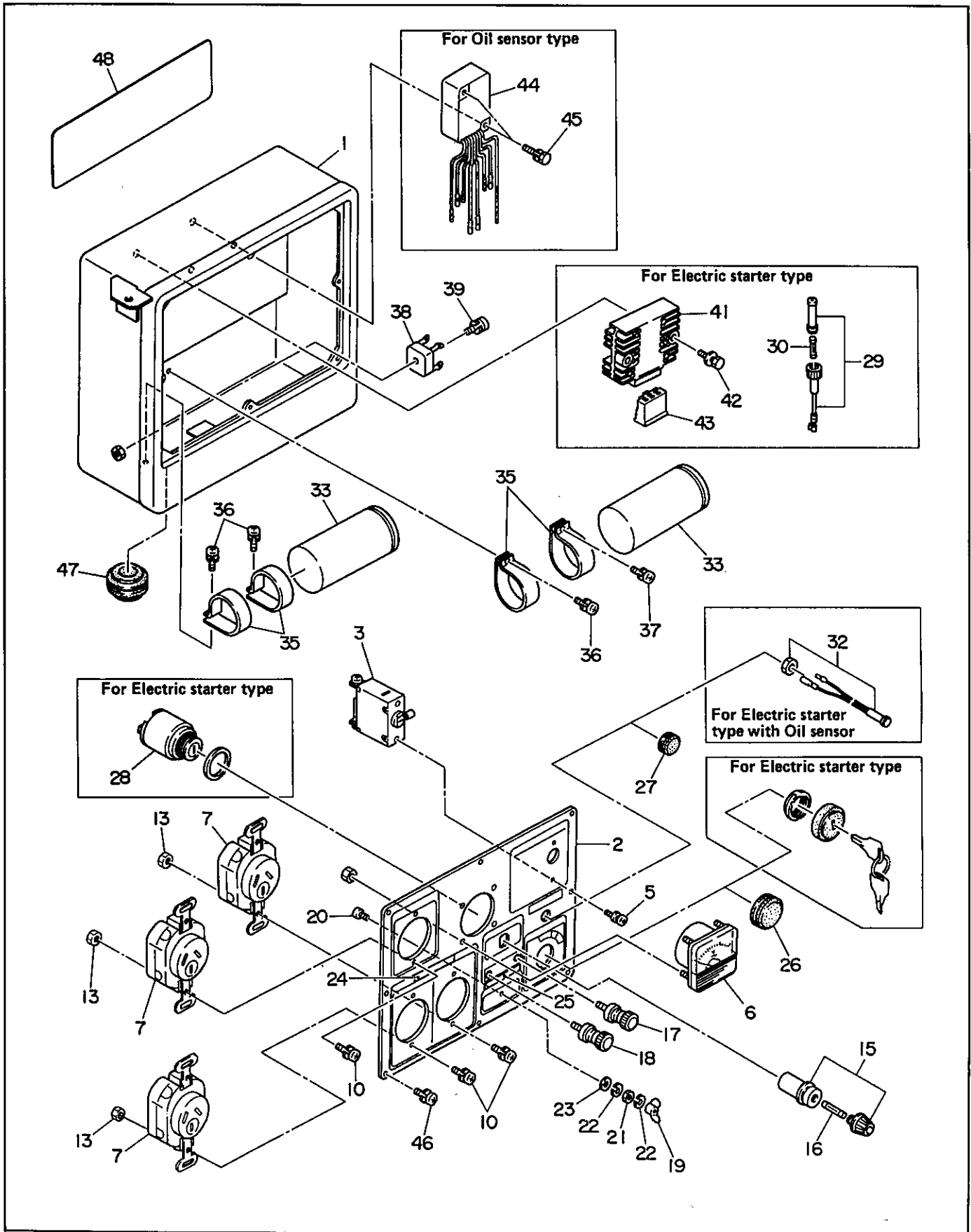
When ordering parts ; Always give the Model, Specification and Serial Number of Generator.

FIG. 3-8 CONTROL BOX (SWITZERLAND, 50Hz-220V)





**FIG. 3-9 CONTROL BOX (AUSTRALIA, 50Hz-240V)**



**FIG. 3-9 CONTROL BOX (AUSTRALIA, 50Hz-240V)**

Interchangeability

Ref. No.	Parts Number	Description	Q'ty	Execution
* 1	386-40765-08	CONTROL BOX ASS' Y Includes items 2 thru 27, 33 thru 40 and 46	1	
* 1	386-40766-08	CONTROL BOX ASS' Y For Electric starter type Includes items 2 thru 25, 27 thru 30, 33 thru 43, 46 and 47	1	
* 1	386-40767-08	CONTROL BOX ASS' Y For Oil sensor type Includes items 2 thru 27, 33 thru 40 and 44 thru 47	1	
* 1	386-40768-08	CONTROL BOX ASS' Y For Electric starter type with Oil sensor Includes items 2 thru 25 and 28 thru 47	1	
1	386-43086-08	CONTROL BOX	1	
1	386-43096-08	CONTROL BOX For Electric starter type, Oil sensor type For Electric starter type with Oil sensor	1	
* 2	386-41780-08	CONTROL PANEL A ASS' Y Includes items 3 thru 27	1	
* 2	386-41781-08	CONTROL PANEL A ASS' Y For Electric starter type Includes items 3 thru 25 and 28	1	
* 2	386-41780-08	CONTROL PANEL A ASS' Y For Oil sensor type Includes items 3 thru 27	1	
* 2	386-41782-08	CONTROL PANEL A ASS' Y For Electric starter type with Oil sensor Includes items 3 thru 25 and 28 thru 32	1	
2	386-43728-08	CONTROL PANEL A	1	
3	390-45658-08	NO-FUSE BREAKER (18A)	1	
5	004-35030-60	SCREW and WASHER ASS' Y	2	
6	320-75112-08	AC VOLTMETER (300V)	1	
7	353-45719-08	AC RECEPTACLE (250V-15A)	3	
10	004-35041-00	SCREW and WASHER ASS' Y	6	
13	002-17040-00	NUT	6	
15	320-59855-08	FUSE HOLDER (DC)	1	
16	320-59860-08	FUSE (10A)	1	
17	363-45701-08	TERMINAL BOLT (Color: RED)	1	
18	363-45700-08	TERMINAL BOLT (Color: BLACK)	1	
19	353-49901-08	WING NUT	1	
20	356-49907-08	SCREW	1	
21	353-49902-08	NUT	1	
22	332-00050-08	SPRING WASHER	2	
23	353-49903-08	WASHER	1	

When ordering parts ; Always give the Model, Specification and Serial Number of Generator.

**FIG. 3-9 CONTROL BOX (AUSTRALIA, 50Hz-240V)**

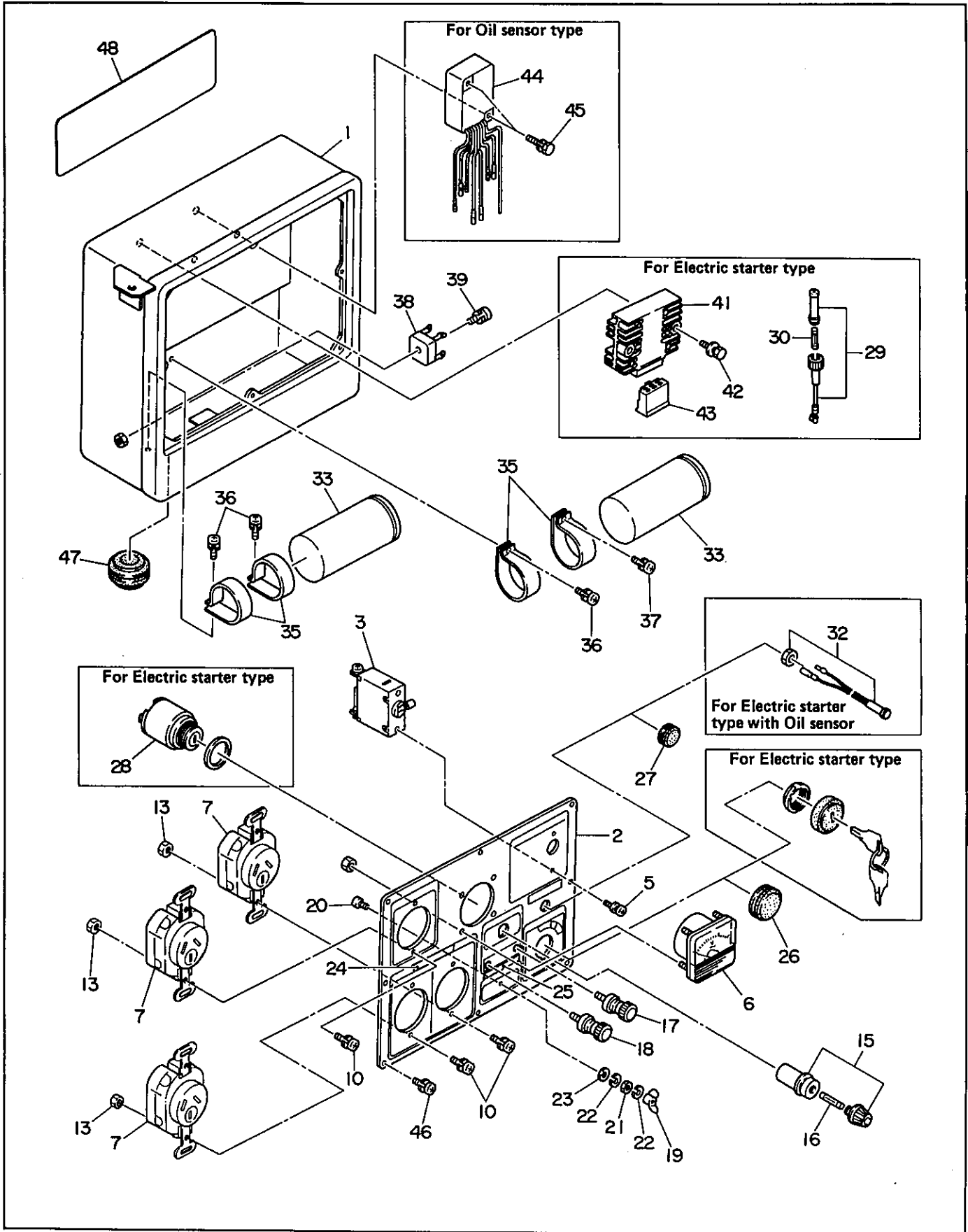
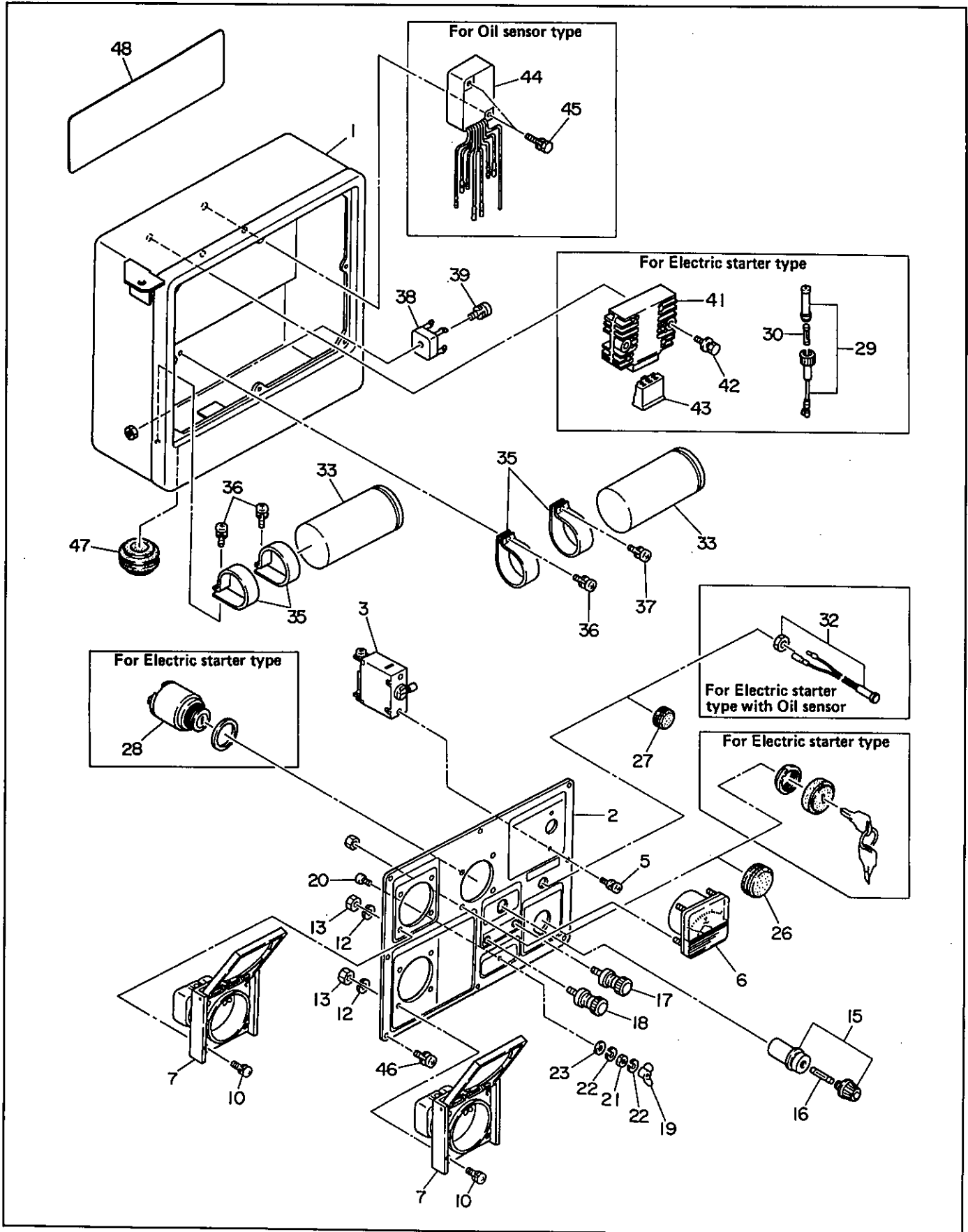




FIG. 3-10 CONTROL BOX (FRANCE, 50Hz-220V)



**FIG. 3-10 CONTROL BOX (FRANCE, 50Hz-220V)**

Interchangeability

Ref. No.	Parts Number	Description	Qty	Execution
* 1	386-40968-08	CONTROL BOX ASS' Y Includes items 2 thru 27, 33 thru 40 and 46	1	
* 1	386-40969-08	CONTROL BOX ASS' Y For Electric starter type Includes items 2 thru 25, 27 thru 30, 33 thru 43, 46 and 47	1	
* 1	386-40929-08	CONTROL BOX ASS' Y For Oil sensor type Includes items 2 thru 27, 33 thru 40 and 44 thru 47	1	
* 1	386-40970-08	CONTROL BOX ASS' Y For Electric starter type with Oil sensor Includes items 2 thru 25 and 28 thru 47	1	
1	386-43086-08	CONTROL BOX	1	
1	386-43096-08	CONTROL BOX For Electric starter type, Oil sensor type For Electric starter type with Oil sensor	1	
* 2	386-41968-08	CONTROL PANEL A ASS' Y Includes items 3 thru 27	1	
* 2	386-41969-08	CONTROL PANEL A ASS' Y For Electric starter type Includes items 3 thru 25, 27 and 28	1	
* 2	386-41930-08	CONTROL PANEL A ASS' Y For Oil sensor type Includes items 3 thru 27	1	
* 2	386-41970-08	CONTROL PANEL A ASS' Y For Electric starter type with Oil sensor Includes items 3 thru 25 and 28 thru 32	1	
2	386-43808-08	CONTROL PANEL A	1	
3	386-45652-08	NO-FUSE BREAKER (20A)	1	
5	004-35030-60	SCREW and WASHER ASS' Y	2	
6	320-75112-08	AC VOLTMETER (300V)	1	
7	363-45702-08	AC RECEPTACLE (250V-16A)	2	
10	363-49935-08	SCREW and WASHER ASS' Y	8	
12	003-20040-00	SPRING WASHER	8	
13	002-17040-00	NUT	8	
15	320-59855-08	FUSE HOLDER (DC)	1	
16	320-59860-08	FUSE (10A)	1	
17	363-45701-08	TERMINAL BOLT (Color: RED)	1	
18	363-45700-08	TERMINAL BOLT (Color: BLACK)	1	
19	353-49901-08	WING NUT	1	
20	356-49907-08	SCREW	1	
21	353-49902-08	NUT	1	
22	332-00050-08	SPRING WASHER	2	

When ordering parts ; Always give the Model, Specification and Serial Number of Generator.

FIG. 3-10 CONTROL BOX (FRANCE, 50Hz-220V)

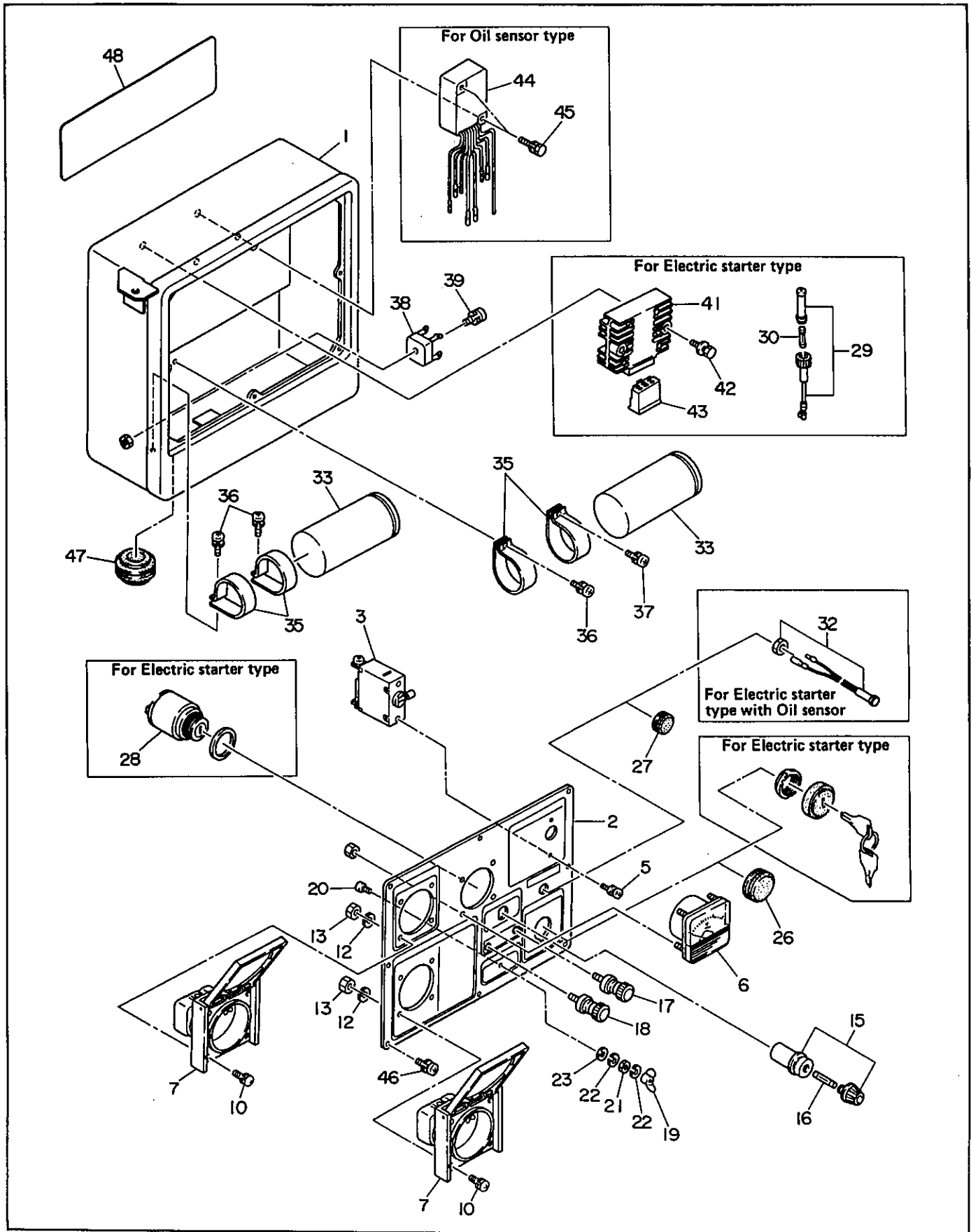




FIG. 4 RECOIL STARTER

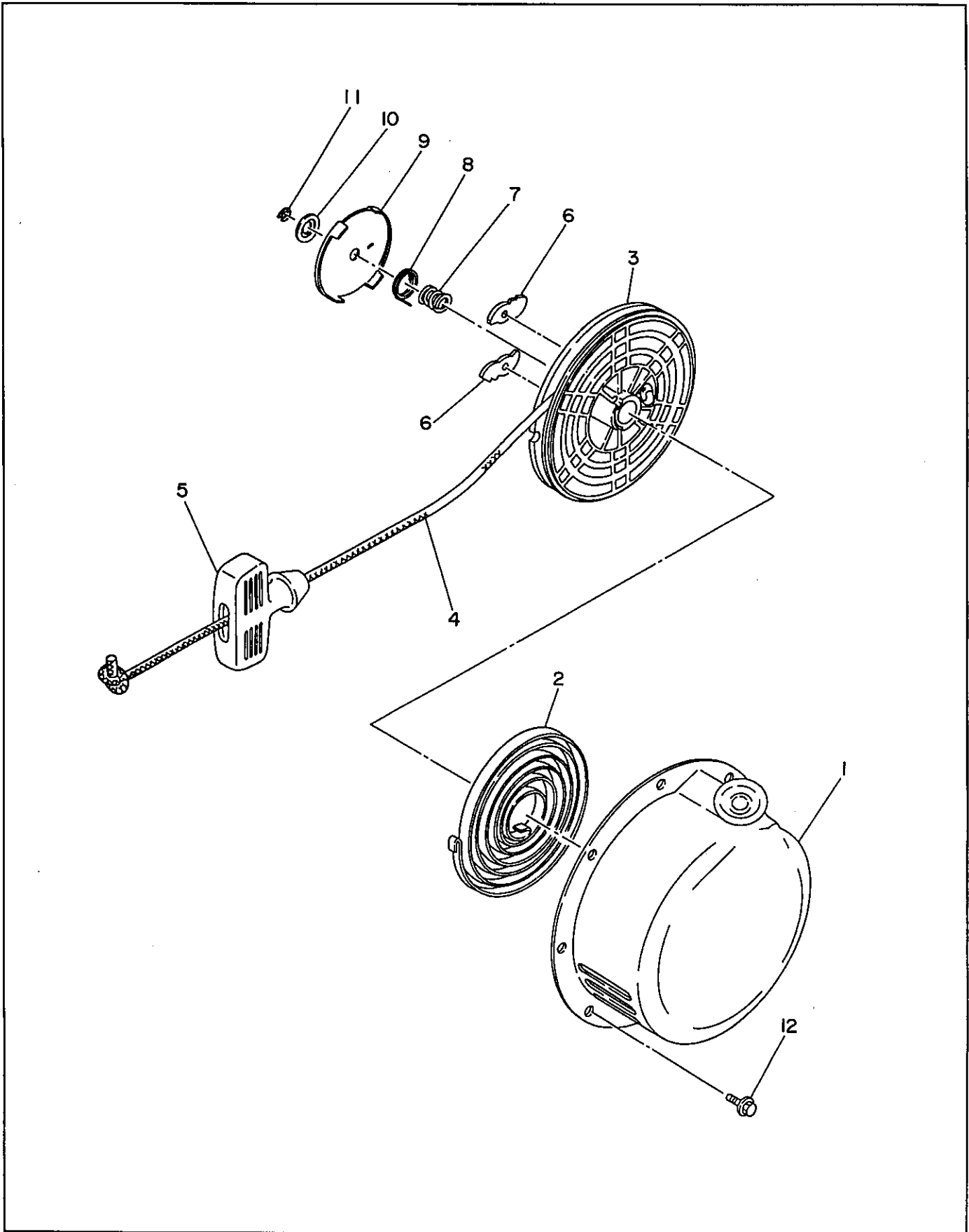
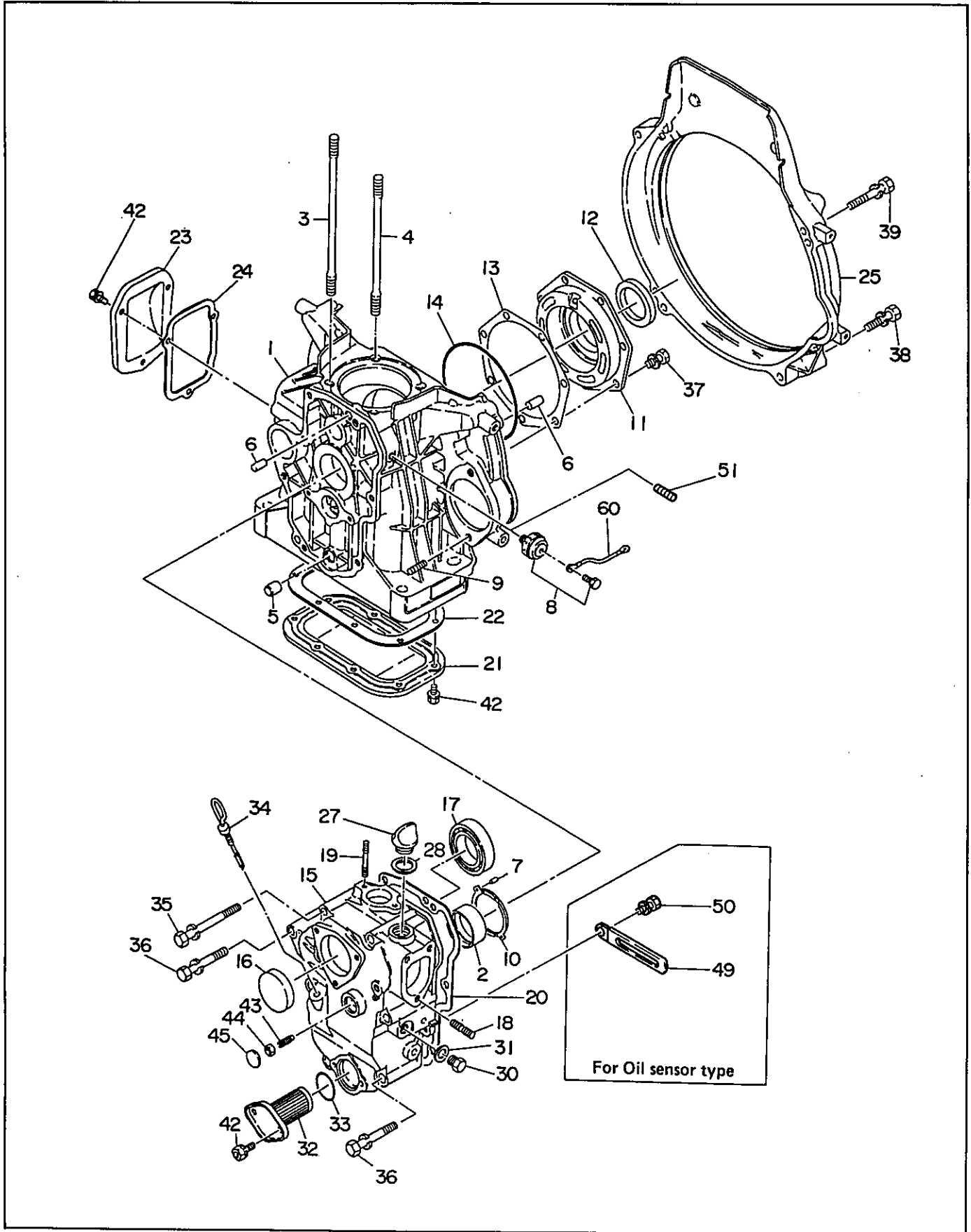




FIG. 5 CRANKCASE



**FIG. 5 CRANKCASE**

Ref. No.	Parts Number	Description	Interchangeability	
			Qty	Execution
* 1	231-10107-11	CRANKCASE, compl. For Recoil starter type Includes items 2 thru 7 and 51	1	
* 1	231-10109-01	CRANKCASE, compl. For Electric starter type Includes items 2 thru 7, 9 and 51	1	
* 1	231-10116-01	CRANKCASE, compl. For Oil sensor type Includes items 2 thru 8	1	
* 1	231-10117-01	CRANKCASE, compl. Includes items 2 thru 9 For Electric starter type with Oil sensor	1	
2	228-15801-03	MAIN BEARING	1	
2	228-15802-03	MAIN BEARING, under size 0. 25mm	1	
2	228-15803-03	MAIN BEARING, under size 0. 5mm	1	
3	231-16001-11	TENSION BOLT 1	2	
4	231-16002-11	TENSION BOLT 2	2	
5	228-15003-13	PIPE KNOCK	1	
6	005-26081-80	DOWEL PIN	4	
7	005-19250-60	SPRING PIN	2	
8	942-99513-00	SWITCH ASS' Y, oil pressure For Oil sensor type	1	
9	010-50800-44	STUD For Electric starter type	2	
10	228-15002-03	THRUST BEARING	1	
*11	231-11501-21	BEARING HOUSING Includes item 12	1	
12	044-04000-20	OIL SEAL	1	
13	231-15004-03	GASKET, t=0. 1	1	
13	231-15005-03	GASKET, t=0. 2	1	
13	231-15006-03	GASKET, t=0. 3	1	
14	231-15014-03	"O" RING, bearing housing	1	
*15	231-11403-01	GEAR CASE COVER, compl. Includes items 16 thru 19	1	
16	041-05000-11	BLIND PLATE	1	
17	060-03500-40	BALL BEARING	1	
18	001-32083-51	STUD	3	
19	001-32064-50	STUD	2	
20	231-15007-03	GASKET, case cover (t=0. 5)	1	
21	231-11601-03	OIL PAN	1	
22	231-15008-03	GASKET, oil pan (t=1. 2)	1	
23	228-26001-01	BALANCER COVER	1	
24	228-25001-03	GASKET, balancer cover	1	
25	231-51201-13	BLOWER HOUSING	1	
27	228-65003-03	PLUG	1	
28	021-32000-10	GASKET	1	
30	009-02120-00	FILLER	1	

When ordering parts ; Always give the Model, Specification and Serial Number of Generator.

FIG. 5 CRANKCASE

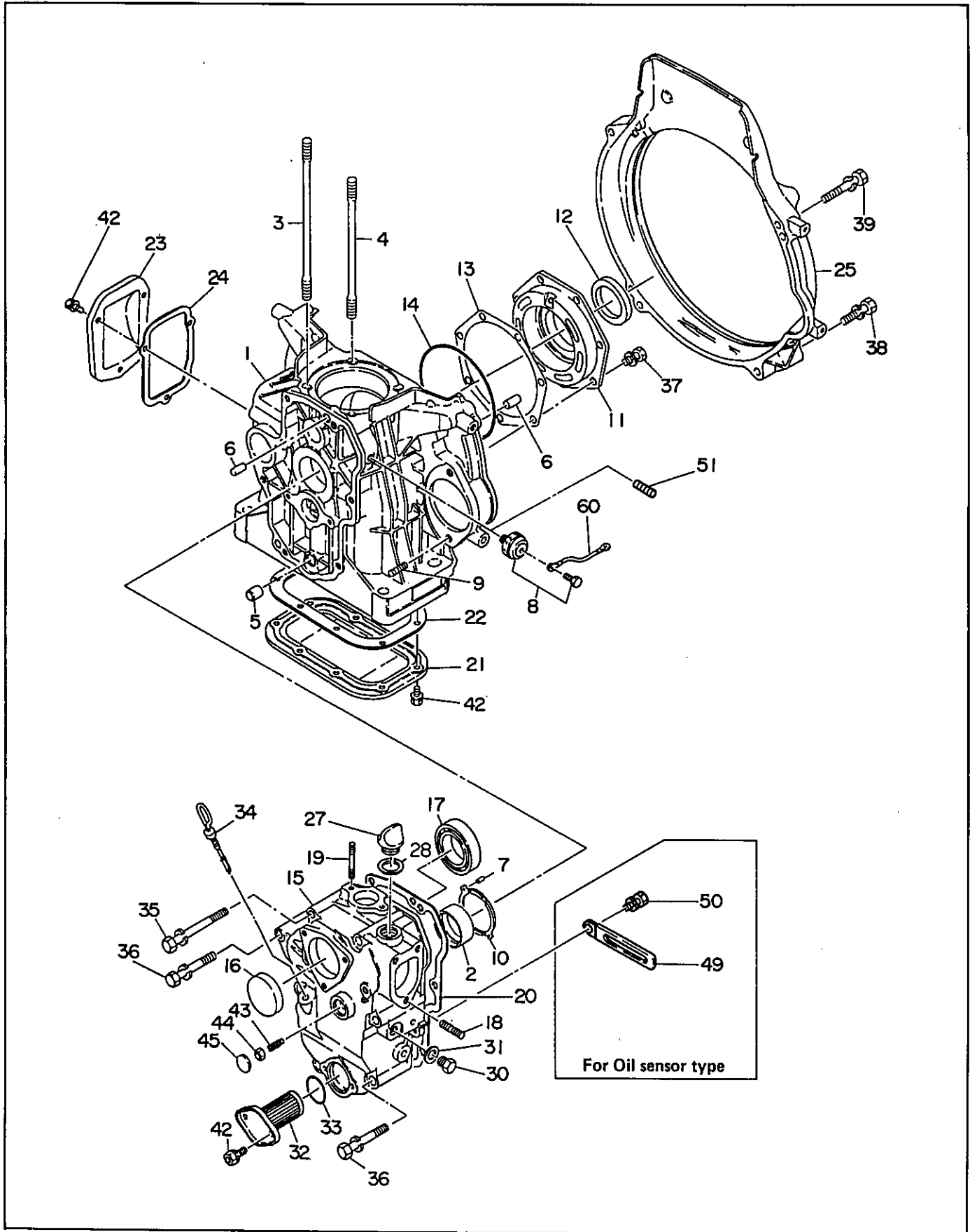
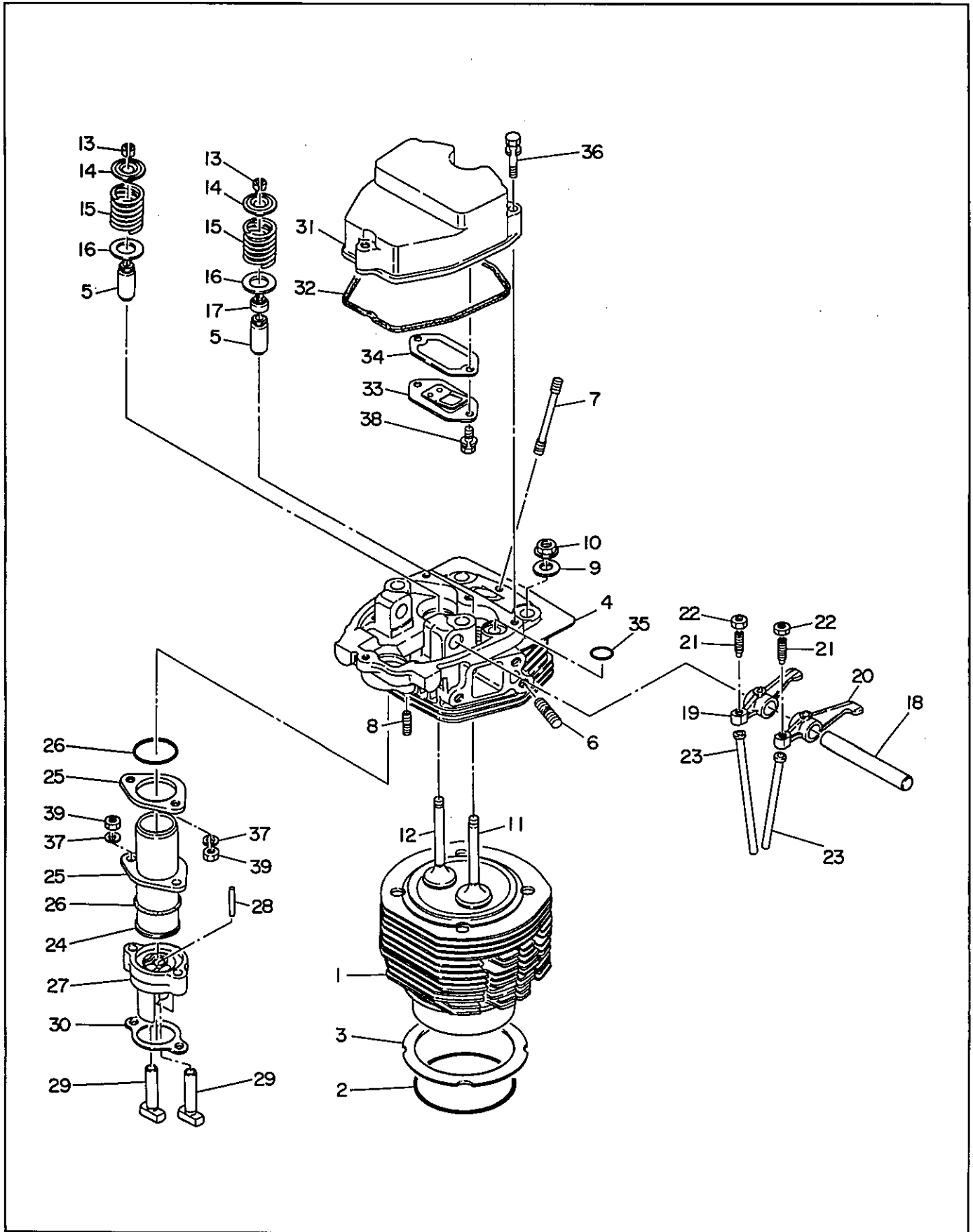




FIG. 6 CYLINDER and CYLINDER HEAD



**FIG. 6 CYLINDER and CYLINDER HEAD**

Interchangeability

Ref. No.	Parts Number	Description	Q'ty	Execution
1	231-12401-02	CYLINDER UNIT	1	
2	229-15011-03	"O" RING, cylinder	1	
3	229-15012-13	SPACER, cylinder (t=0. 1)	1	
3	229-15013-13	SPACER, cylinder (t=0. 2)	1	
* 4	229-13110-01	CYLINDER HEAD, compl. Includes items 5 thru 8	1	
5	228-14202-03	VALVE GUIDE	2	
6	001-37082-01	STUD	6	
7	010-50601-50	STUD	2	
8	001-31062-51	STUD	2	
9	020-01000-81	WASHER	4	
10	018-01000-11	FLANGE NUT	4	
11	228-33401-13	INTAKE VALVE	1	
12	228-33501-03	EXHAUST VALVE	1	
13	228-33801-03	RETAINER LOCK	4	
14	228-33701-03	SPRING RETAINER	2	
15	228-33601-03	VALVE SPRING	2	
16	020-01500-30	WASHER	2	
17	228-35003-03	VALVE STEM SEAL	1	
18	228-35004-03	ROCKER SHAFT	1	
*19	228-36201-01	EXHAUST ROCKER ARM, compl. Includes items 21 and 22	1	
*20	228-36401-01	INTAKE ROCKER ARM, compl. Includes items 21 and 22	1	
21	014-90600-80	ADJUSTING SCREW	2	
22	017-00600-80	NUT	2	
23	231-35005-03	PUSH ROD	2	
24	231-35601-01	PUSH ROD SLEEVE	1	
25	228-35801-01	PLATE, push rod	2	
26	024-03200-20	"O" RING	2	
27	228-35701-13	TAPPET GUIDE	1	
28	005-19032-82	SPRING PIN	1	
29	228-33301-03	TAPPET	2	
30	228-35013-03	GASKET, tappet guide	1	
31	228-17001-03	ROCKER COVER	1	
32	228-15010-03	GASKET, rocker cover	1	
33	228-15301-01	BREATHER PLATE, compl.	1	
34	228-15009-03	GASKET, breather (t=2)	1	
35	024-01300-10	"O" RING	1	
36	001-13064-00	BOLT and WASHER ASS' Y	3	
37	003-20060-00	SPRING WASHER	4	

When ordering parts : Always give the Model, Specification and Serial Number of Generator.

FIG. 6 CYLINDER and CYLINDER HEAD

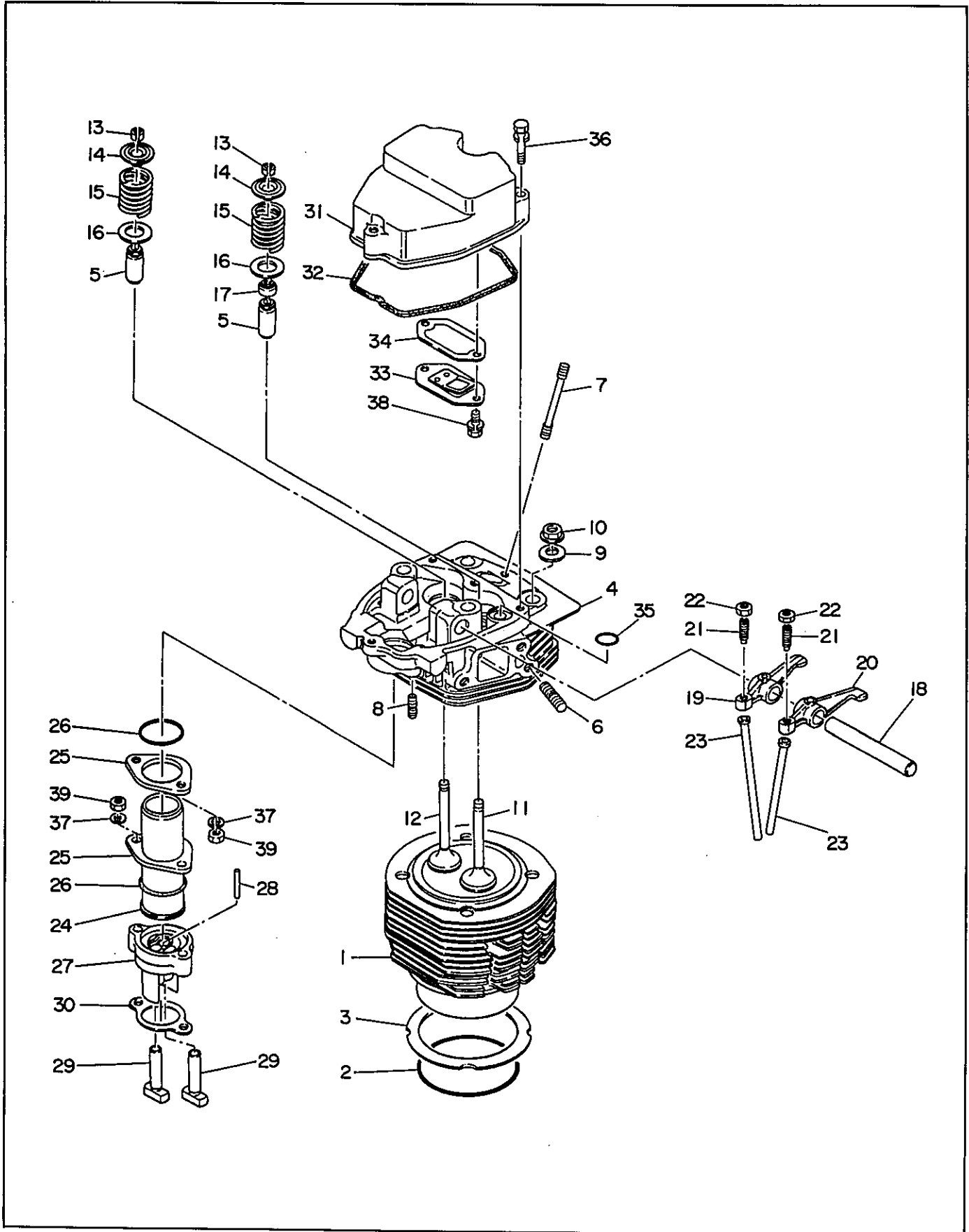
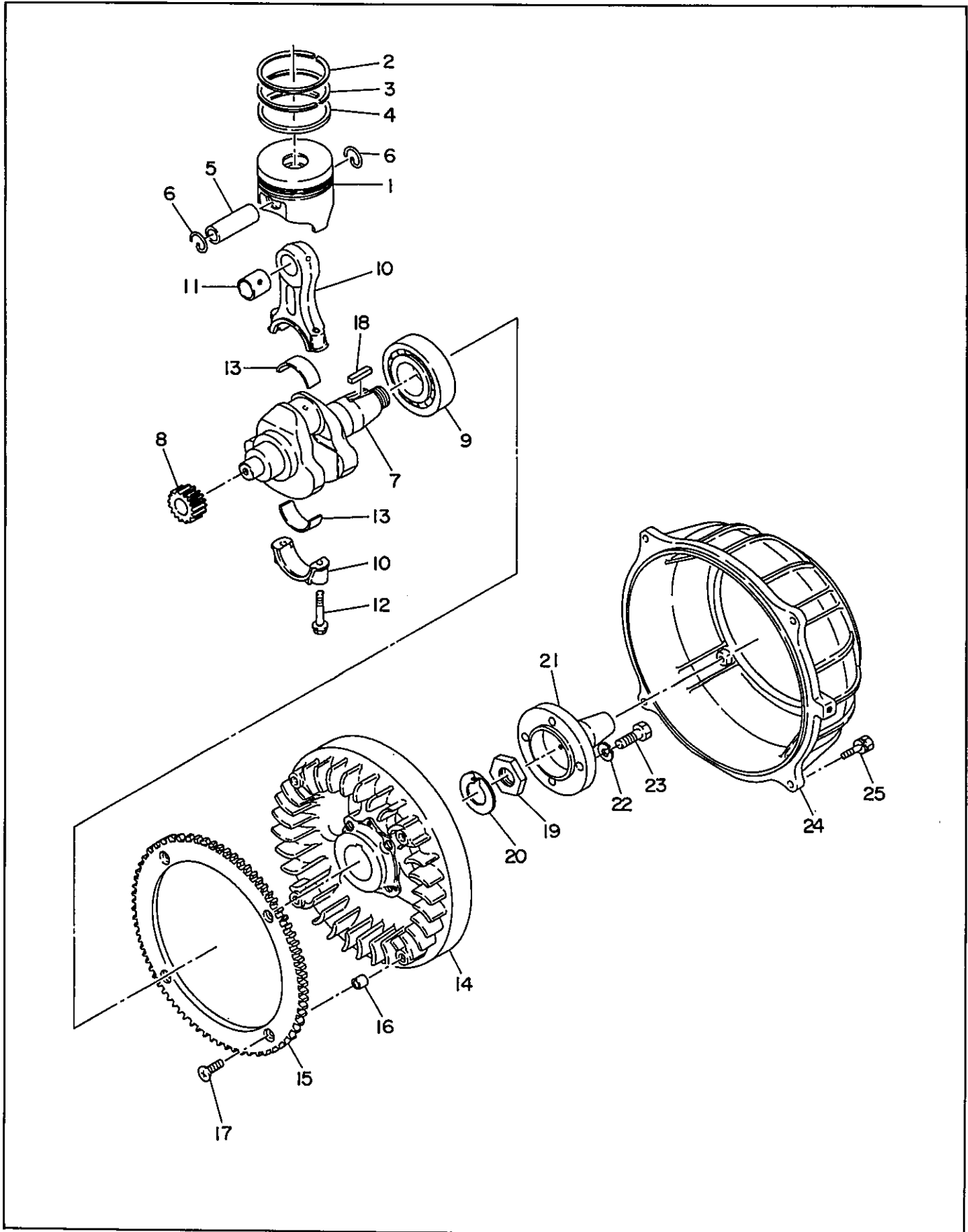


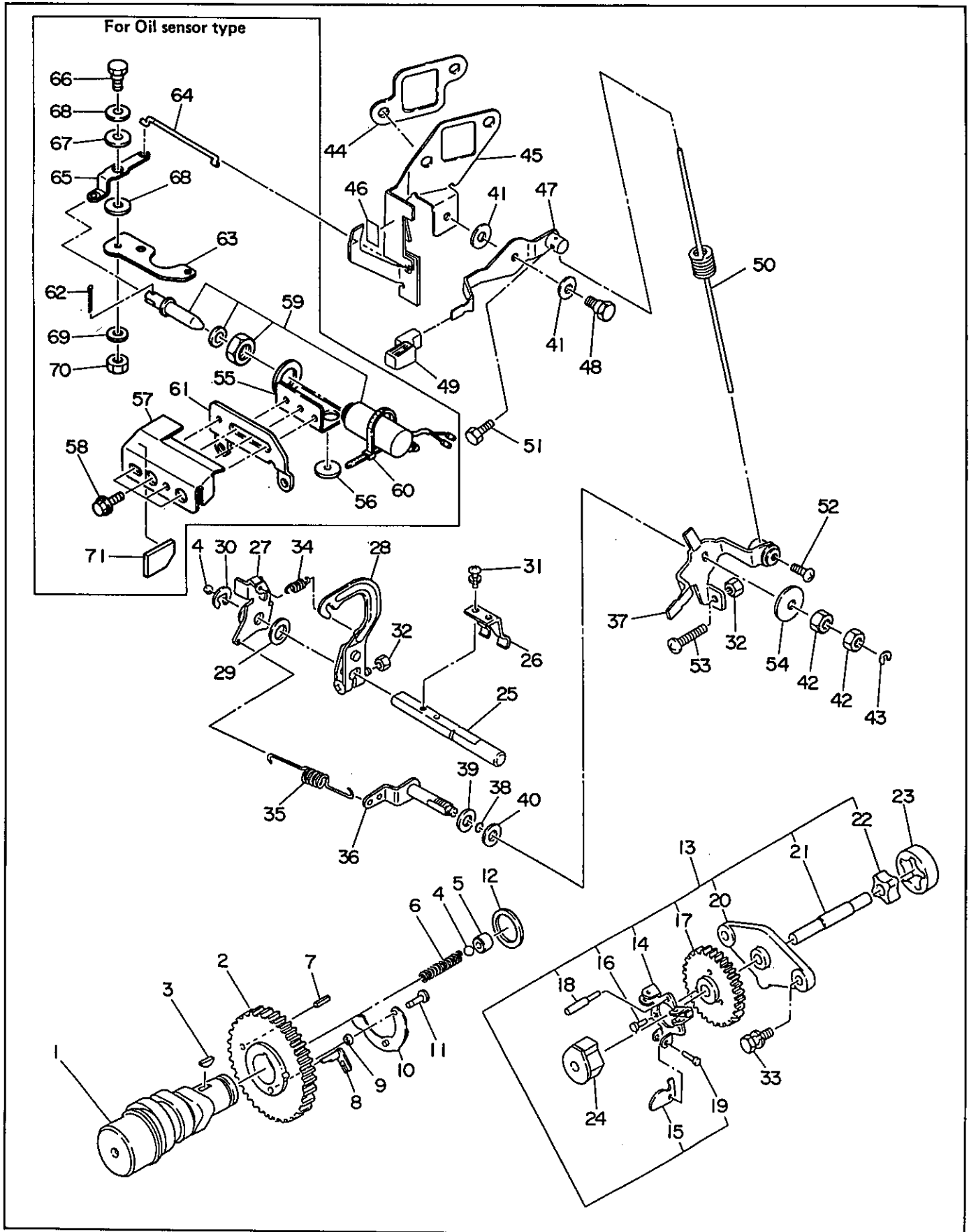


FIG. 7 CRANKSHAFT and PISTON





**FIG. 8 CAMSHAFT and GOVERNOR**



**FIG. 8 CAMSHAFT and GOVERNOR**

Interchangeability

Ref. No.	Parts Number	Description	Q'ty	Execution
* 1	228-31603-10	CAMSHAFT ASS' Y Includes items 2, 3 and 4 thru 6	1	
* 1	228-31603-11	CAMSHAFT, compl. Includes items 4 thru 6	1	
* 2	228-33221-11	CAMSHAFT GEAR, compl. Includes items 7 thru 11	1	
3	005-32042-01	WOODRUFF KEY	1	
4	045-00600-10	STEEL BALL	2	
12	023-02000-20	SPACER (t=0. 8)	1	
12	023-02000-30	SPACER (t=1. 0)	1	
12	023-02000-40	SPACER (t=1. 2)	1	
*13	228-41701-30	GOVERNOR PLATE ASS' Y Includes items 14 thru 22	1	
23	228-63902-03	OIL PUMP, outer	1	
24	228-41910-01	GOVERNOR SLEEVE	1	
25	228-42201-03	GOVERNOR SHAFT	1	
26	228-42101-23	GOVERNOR YOKE	1	
27	228-42301-03	GOVERNOR LEVER 1	1	
28	228-42310-02	GOVERNOR LEVER 2 UNIT	1	
29	003-10100-00	WASHER	1	
30	003-13080-00	CLIP	1	
31	004-35051-20	SCREW and WASHER ASS' Y	2	
32	002-18060-00	NUT	2	
33	001-13062-00	BOLT and WASHER ASS' Y	2	
34	228-45001-33	START SPRING	1	
35	228-42501-23	GOVERNOR SPRING	1	
36	228-42901-01	CONTROL LINK, compl.	1	
37	231-43311-01	SPEED CONTROL 1, compl.	1	
38	006-26100-50	"O" RING	1	
39	023-00800-10	SPACER	1	
40	021-70800-10	FRICTION WASHER	1	
41	003-10080-00	WASHER	2	
42	002-28080-00	NUT	2	
43	056-50400-10	CLIP	1	
44	228-35006-03	GASKET, muffler	1	
45	228-40151-01	CONTROL PANEL, compl.	1	
46	228-92109-03	LABEL, operation	1	
46	228-92111-03	LABEL, operation For FRANCE	1	
47	228-43361-01	SPEED CONTROL 2, compl.	1	
48	228-45301-01	LINK PIVOT	1	
49	227-43601-03	KNOB	1	
50	231-45005-01	CONTROL SPRING	1	

When ordering parts ; Always give the Model, Specification and Serial Number of Generator.

**FIG. 8 CAMSHAFT and GOVERNOR**

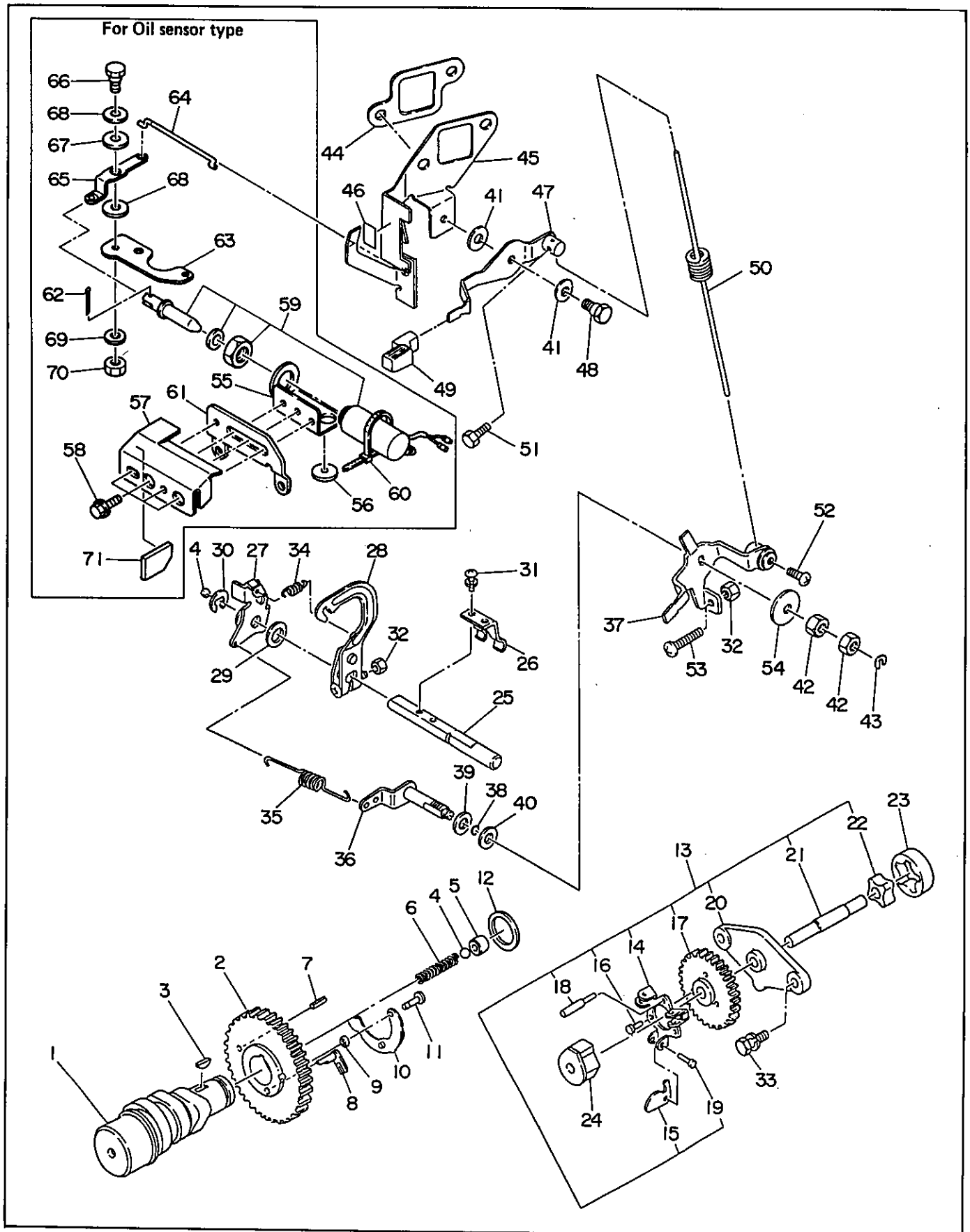




FIG. 9 FUEL INJECTION PUMP and NOZZLE

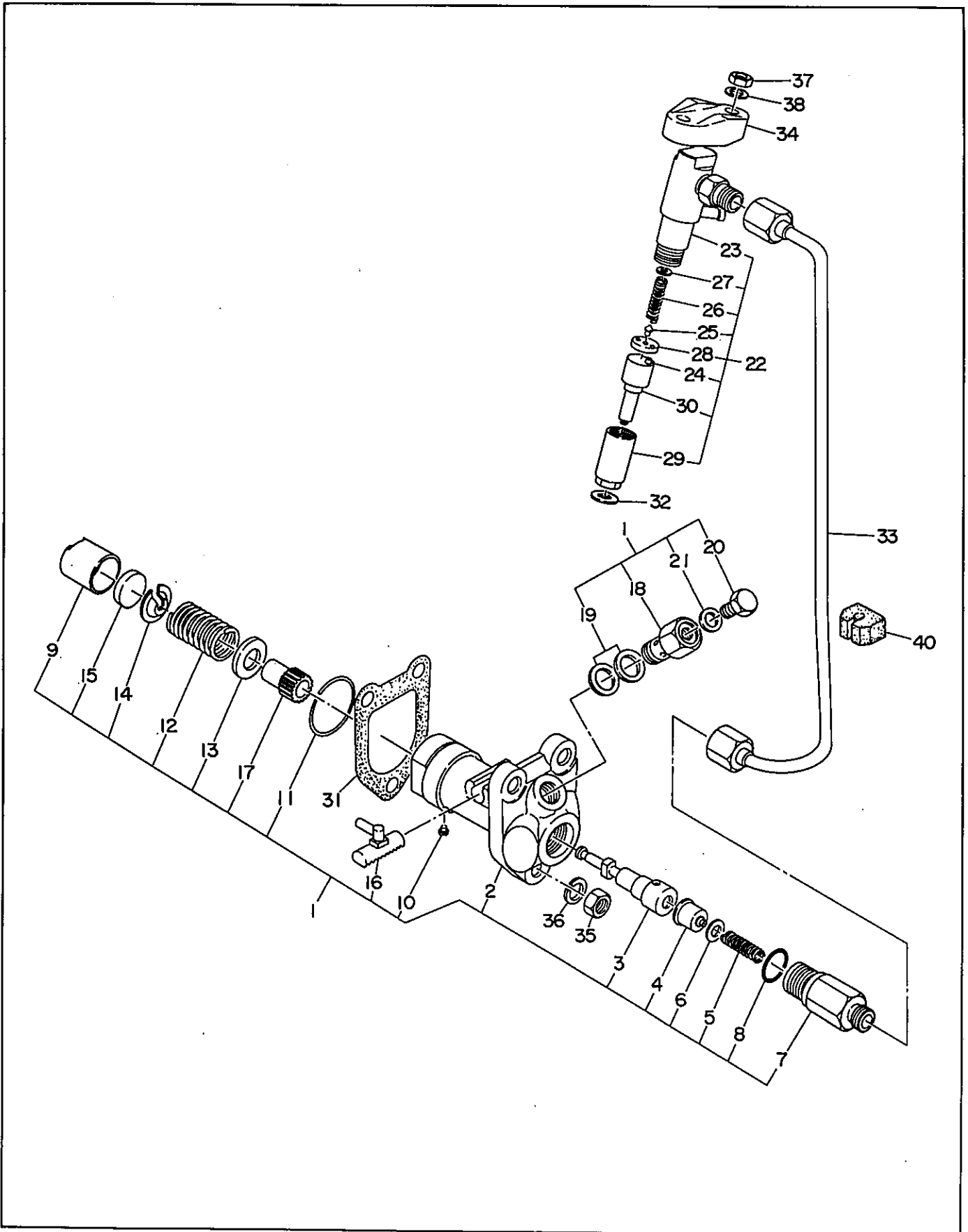




FIG. 10 FUEL FILTER

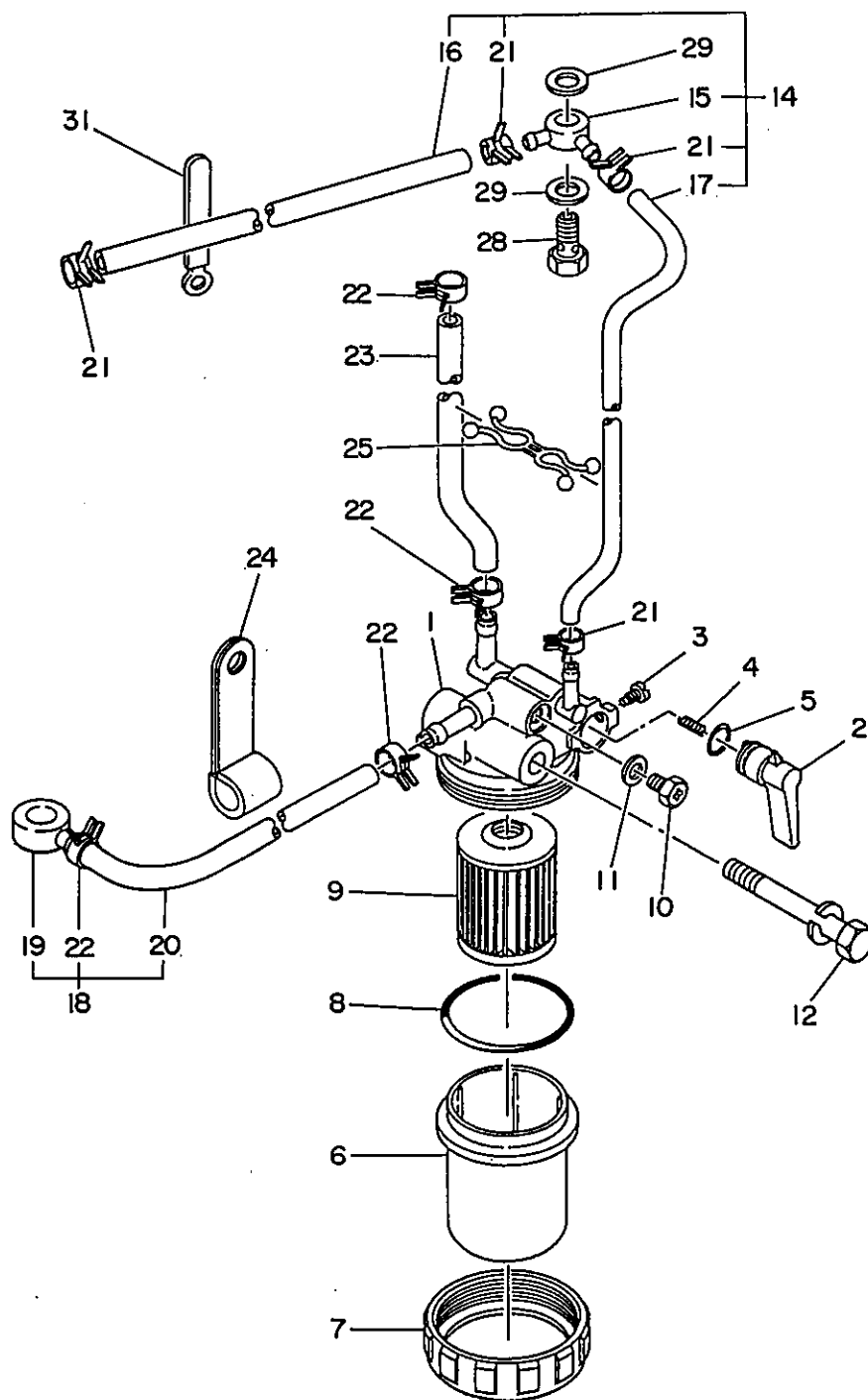




FIG. 11 AIR CLEANER, MUFFLER and CYLINDER BAFFLE

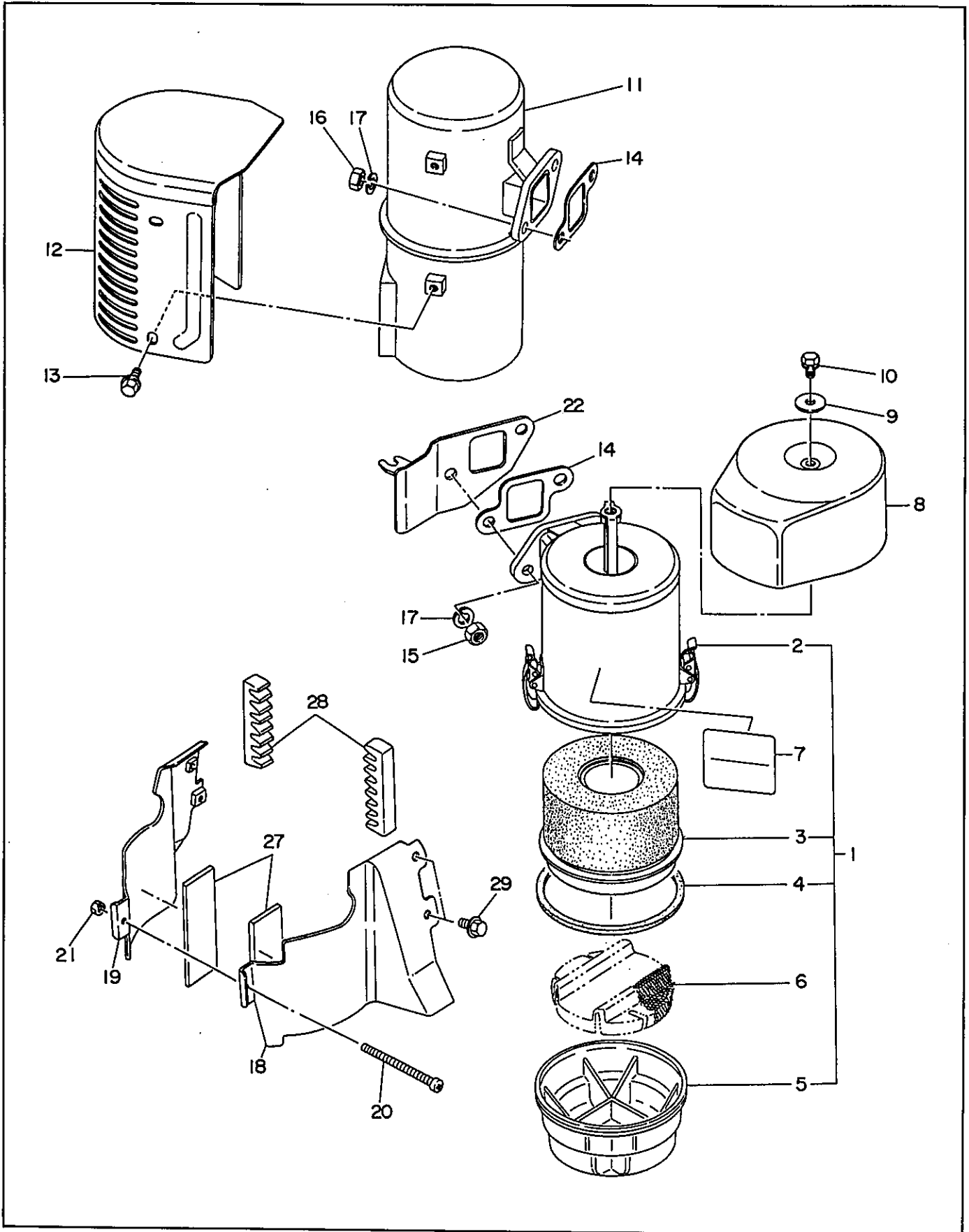




FIG. 12 MUFFLER (SPECIAL TYPE)

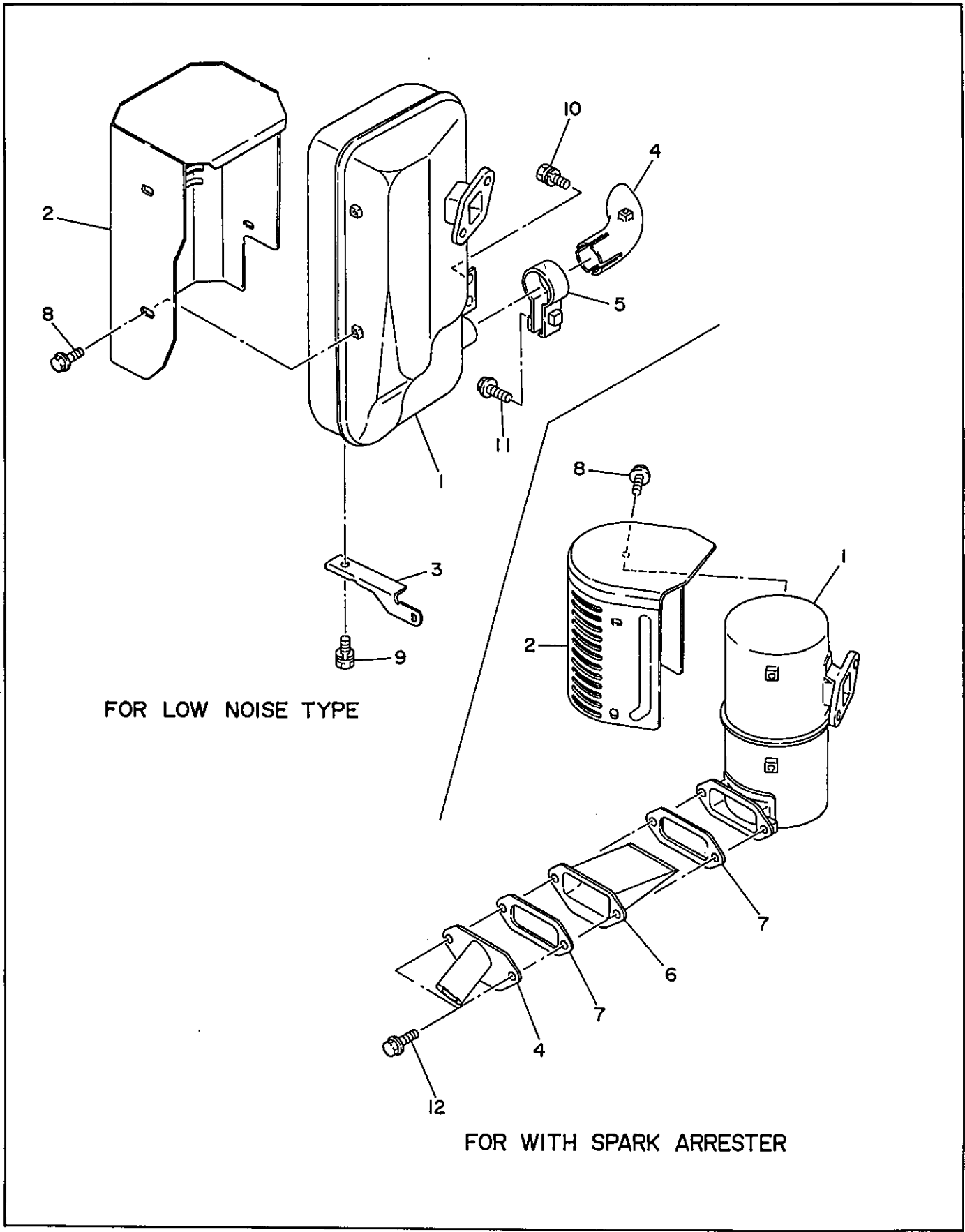




FIG. 13 STARTING MOTOR

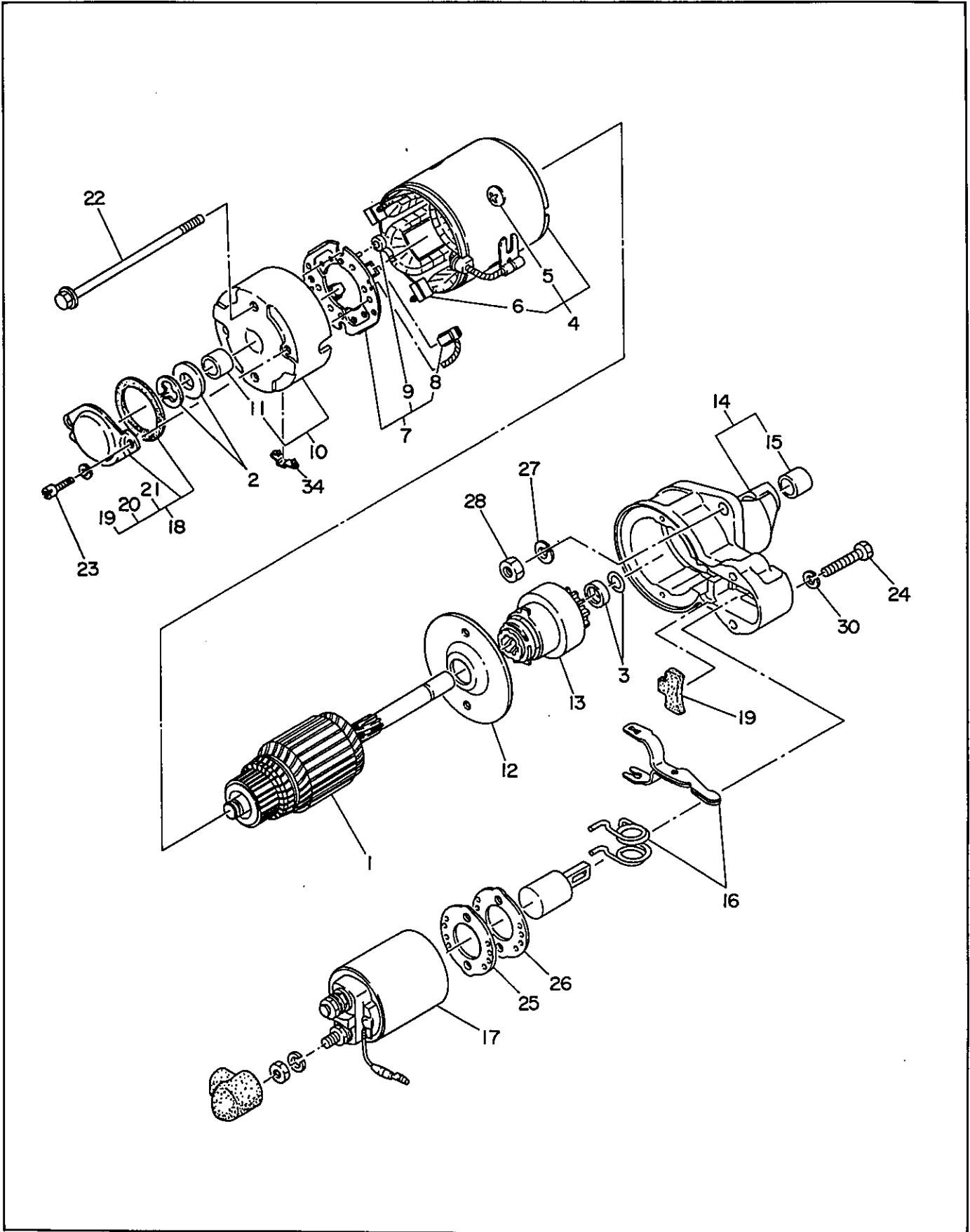




FIG. 14 ACCESSORIES

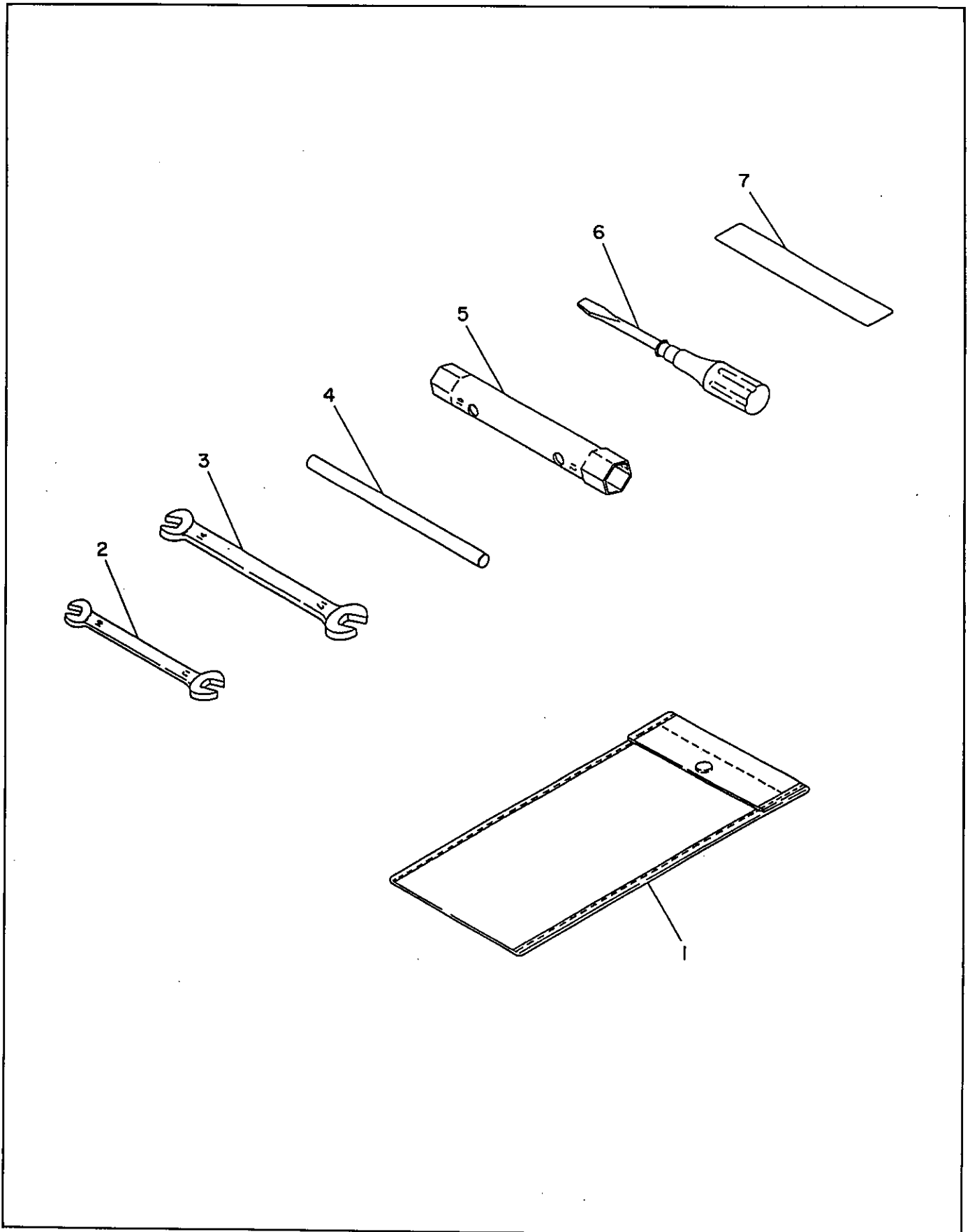




FIG. 15 WHEEL, HANDLE and HANGER

